



club JUNIOR



SWAMP CROOK ESCAPE!

Adventures with the LEGO® City Swamp Police!

PLUS MODELS YOU CAN BUILD, PUZZLES, AND MUCH MORE!

JANUARY - FEBRUARY 2015

LEGO.com/club

JANUARY-FEBRUARY 2015

LEGO.com/club

Welcome to the LEGO® Club Junior Magazine! This issue is all about jokes and other things that make you laugh. You'll go on adventures with the LEGO City Swamp Police, meet the new LEGO Minifigures, and more.

Hey, Nina, why did the LEGO alligator cross the road?

It was the chicken's day off!

**TELL A FRIEND
ABOUT
LEGO CLUB!**

HEY CLUB MEMBER!

If you know someone who might like to sign-up for LEGO Club, then you can help them by showing them the LEGO Club website!

LEGO.com/club

MAX'S ADVENTURES!



club

LEGO Club
PO Box 1157
Enfield, CT
06083-1157

MOM AND DAD

LEGO Club Junior magazine is designed to give your child hours of fun, whether they are exploring it on their own or sharing it with you. There are comics, activities, building instructions and much more to be found here. Throughout this issue, you will find "Family Fun" suggestions for how you can expand the ideas shown here to create an even richer experience for your child.





LEGO CITY

**WIN
A LEGO® CITY
SWAMP POLICE
STATION!**



BUILD A NEW SWAMP POLICE VEHICLE!

You could be one of five winners in the LEGO® Club Junior Swamp Police Building Contest!

The Swamp Police boat is just not fast enough to catch up to the crooks. Build a vehicle to help the Swamp Police catch the crooks using pieces from your LEGO collection.

HOW TO ENTER

- 1 Build a model of a new Swamp Police vehicle using LEGO pieces.
- 2 Go to LEGO.com/club
- 3 Click on 'Forms' in the menu at the top and open the contest submission form.

- 4 Ask a parent to print out and complete the contest submission form, sign it and mail it in along with a photo of your model to:

LEGO Club Junior
Swamp Police Building Contest
P.O. Box 1625
Enfield, CT 06083-1625

ALL ENTRIES MUST BE RECEIVED BY FEBRUARY 15TH, 2015!

Visit LEGO.com/club for Terms and Conditions.

JUNIOR JOKES!

Hey, Nina, what's brown and green, has 12 legs, and lives in the swamp?

I don't know Max, what?

I don't know either, but it just crawled up my leg!

SWAMP SEARCH!

P	N	T	Y	Q	S	A	E	Y	U
E	O	M	O	W	Y	K	D	B	C
C	J	L	A	P	A	U	G	B	T
R	S	M	I	N	M	T	A	A	P
I	P	E	S	C	V	D	T	O	K
M	Q	J	M	Q	E	H	O	T	I
E	N	Y	K	B	S	X	R	Z	B
S	C	R	O	O	K	Q	S	O	V
Q	W	V	T	V	M	V	A	O	G
P	E	V	E	B	K	T	F	V	B

MUD
POLICE
SNAKE
SWAMP
CROOK
CRIME
BOAT

Can you find the seven words in this puzzle?
Words can be forward, backward, or diagonal.

A SWAMPY SITUATION!

There has been a big bank robbery. Four crooks have escaped into the swamp with the loot. The LEGO® City Swamp Police are close behind, but they cannot see anything in the fog!

I've found them!

No, that's just me.

The crooks have split up and now they are lost too! They can't find their secret hideout.

Hey, what about crocodiles?

It's okay. There are no crocodiles in this swamp.

Just alligators.

The other crooks are not doing much better!

Oh, no! Now what are we going to paddle with?

Don't worry. I'll just use this red stick!

Meanwhile the other two crooks have made it to dry land ...



I think the alligators are catching up!

Look for a tree we can climb!



Up here!

Hey, this is our tree. Get your own!

Suddenly, one of the crooks spots something.

Look! I think I see our hideout!



Oh, boy, we're saved!

I would love to see the faces of the Swamp Police when they find out we got away.

Well, look who's here.

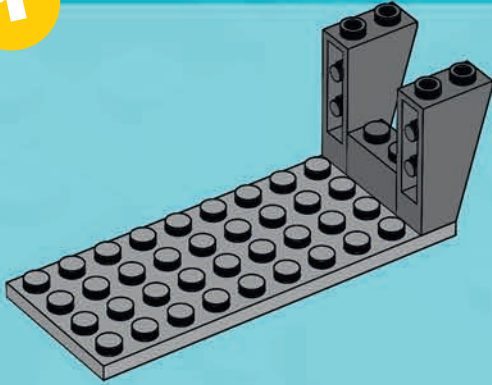
Oh, no, we went in a big circle. We're back at the police station!

Alligators! Snakes! Put us in a cell where we will be safe!

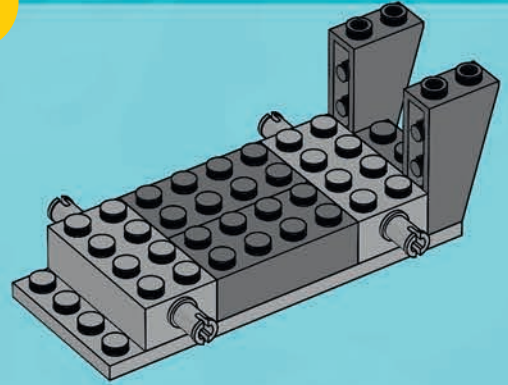
Nobody escapes the swamp police!
Turn the page to get building instructions for the Swamp Buggy!

BUILD A SWAMP BUGGY!

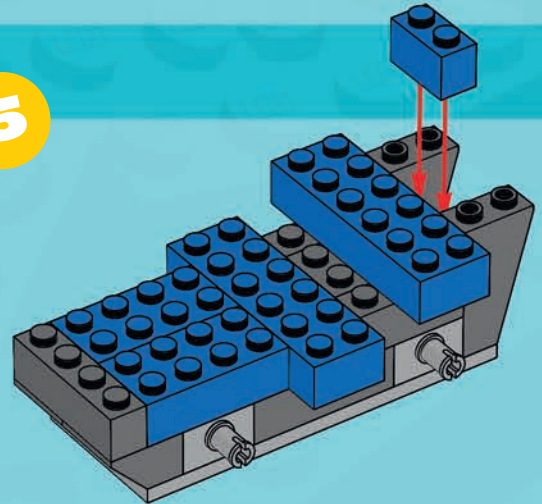
1



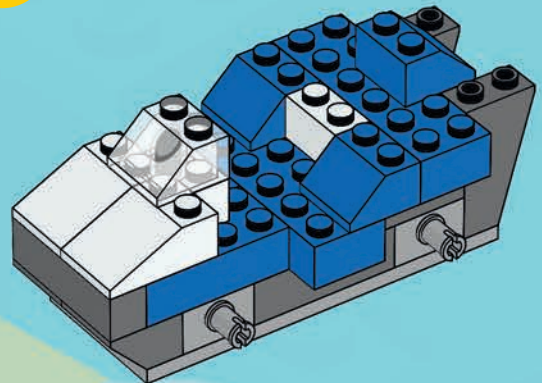
2



3



4



FAMILY FUN



The Swamp Buggy is a special kind of vehicle designed to work on wet and slippery ground. Snowmobiles are made to work in the snow, fan boats in the swamp, and dune buggies on sandy beaches. What other vehicles like that can you and your child think of and build?

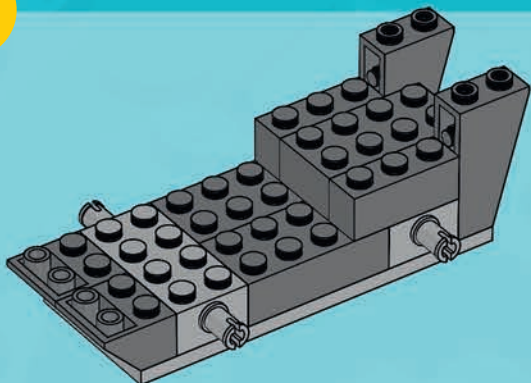
JUNIOR JOKES!

- Q. What's green and can't stop hopping?
A. A frog with the hiccups!

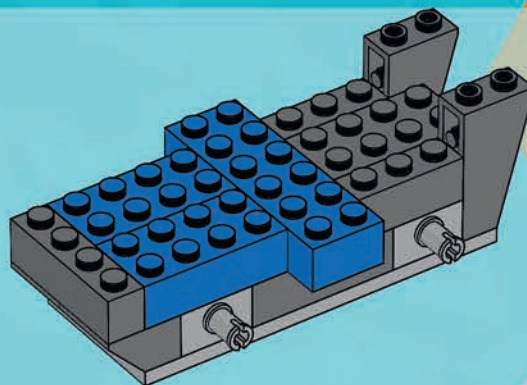
When the LEGO® City Swamp Police need to get across the muddy ground fast, they jump into the Swamp Buggy. Its big, wide tires can grip any kind of ground so the buggy will not slip and slide. It can drive over logs and straight through mud puddles. You can ask for a grown-up's help with building it if you want. After you build it, try taking it apart and seeing what else you can create!



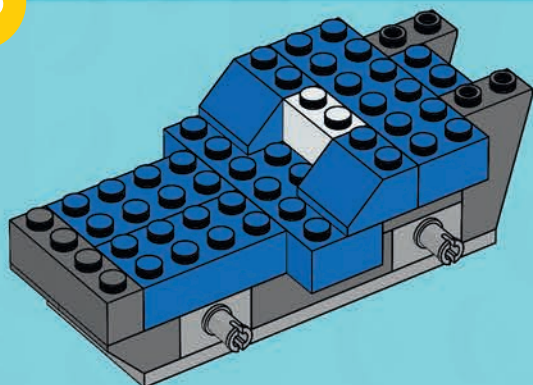
3



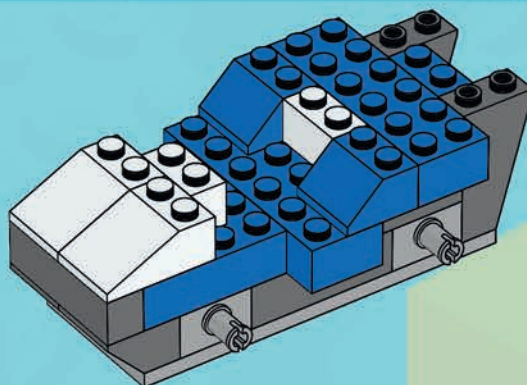
4



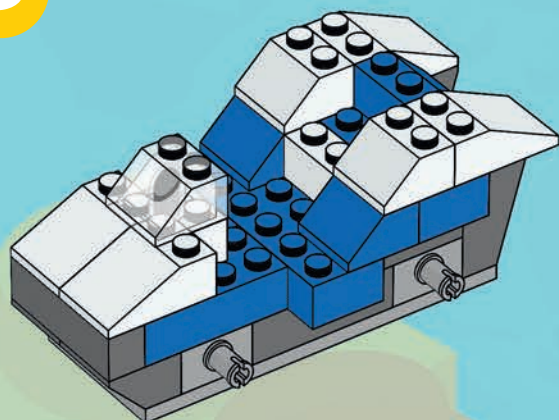
6



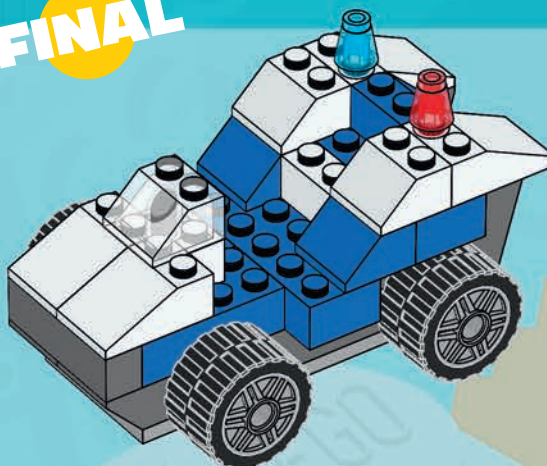
7




9



FINAL




RACING CAR MATCH-UP!



Match the LEGO® Juniors pieces to the cool cars they belong to! Write the letter of the piece in one of the circles by the car it belongs to. Need help? You can find the answers at the bottom.

FAMILY FUN: You and your child can have even more adventure with the LEGO Juniors Create & Cruise app. Build your own truck and help get cargo to the right destination.





CAR 2





PICNIC SUPPLY SEARCH!

IT'S NEVER TOO COLD FOR A PICNIC!

Anna, Elsa and Olaf want to have a picnic in front of Elsa's Sparkling Ice Castle! But they each are missing a few things they need. Elsa and Anna are looking for their capes and picnic supplies and Olaf has wandered off looking for his lost carrot nose! Can you help them find their supplies?

FIND:

- 2 Cookies
- 2 Ice skates
- Elsa's light blue cape
- Anna's purple cape
- Sandwich
- Popsicle

BONUS:

Can you find Olaf's nose?

HELP FIND OLAF!

Olaf has wandered away from the Ice Palace to have a picnic. Princess Anna and Queen Elsa want to join him for the fun, but they cannot find him! Can you help them find the way to their snowman friend?



START!

FINISH!



**JUNIOR
JOKES!**

Q. What do you call an old snowman?
A. Water!



CREATOR



JUNIOR JOKES!

Q. Why did the racecar driver make 10 pit stops during the big race?
A. He was asking for directions.

WHO WILL WIN THE RACE?

The Blue Racer has challenged the Snowplow and the Buggy to a race. You can be part of the fun too! Ask your family or friends to race against you to see who can make it to the finish line.



friends



TRAINING FOR TREATS!

What are the Friends' pets up to now? Puppy training can be hard work, but it's lots of fun! Fill in the blanks below to learn more about how puppies train and play.

WHEN THE PUPPY DOES A GOOD JOB HE GETS A

B _ _ _ **E**

PUPPIES LOVE TO PLAY FETCH WITH A

S _ _ _ **C** _ _ _

AFTER PLAYTIME, YOU SHOULD GIVE YOUR PUPPY

W _ _ _ **T** _ _ _

YAWN! PUPPIES CAN GET TIRED PLAYING SO MUCH.
TIME FOR A NAP ON HIS

B _ _ _ **D**

Find more animal fun at LEGO.com/friends

ANSWERS: BONE, STICK, WATER, BED

BONUS:

Emma needs to find her hedgehog to bring him to the friendly vet for a check-up. Can you find the hedgehog somewhere on this page?



REWARD!

The puppy has completed his puppy training perfectly! Connect the dots to see what his reward is! Then color it however you like!

COOL CREATIONS

Got an awesome model of your own that you would like to see in Cool Creations? Then send us a photo!

- 1 Go to **LEGO.com/club**
- 2 Click on 'Forms' in the menu at the top and open the Cool Creations submission form.
- 3 Ask a parent to print out and complete the Cool Creations submission form, sign it and then mail it along with your photo to:

**LEGO Club Junior
Cool Creations
P.O. Box 1308
Enfield, CT 06083-1308**

Please send color photos only. Due to the high volume of entries we receive, not all photos can be shown in the magazine. Only models made with all LEGO® elements can be featured.

Why not put
your own cool
creation photo in
the frame!

**ADD YOUR
OWN COOL
CREATION
HERE!**



▲ **LEGO® HEAD**
Payson M., Texas

▼ **CAMPGROUND
AT THE LAKE**
Kate K., California



▼ **CONSTRUCT-O-MECH**
Enoch W., California



▼ **WAMPA ATTACK
ON SNOW BASE**
Xavier F., New York



▼ **JET FIGHTER**
Dalton P., Virginia



▼ **OBSTACLE COURSE**
Angus K., California





▲ **SPACESHIP**
Marcus G., Minnesota



▲ **NIXEL CATCHER**
Nathaniel, Texas



▲ **A FRIENDS PLACE TO HANG OUT**
Laney W., North Carolina



▲ **ULTIMATE SPEEDOR**
Hallie S., New Jersey



▼ **ULTIMATE EAGLE SPEEDOR**
Kareem H., Georgia



▼ **TIGER SHARK SPEEDOR**
Caden B., Pennsylvania

THE LEGO® CHIMA™ ULTIMATE SPEEDORZ™ DRAWING WINNERS!

▼ **THE ULTIMATE LION SPEEDOR**
Jacqueline F., Colorado



▼ **SHARK SPEEDOR**
Niklas G., Michigan

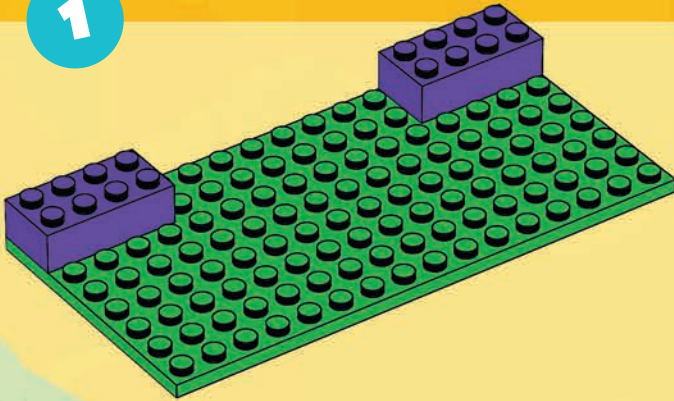


JUNIOR JOKES!

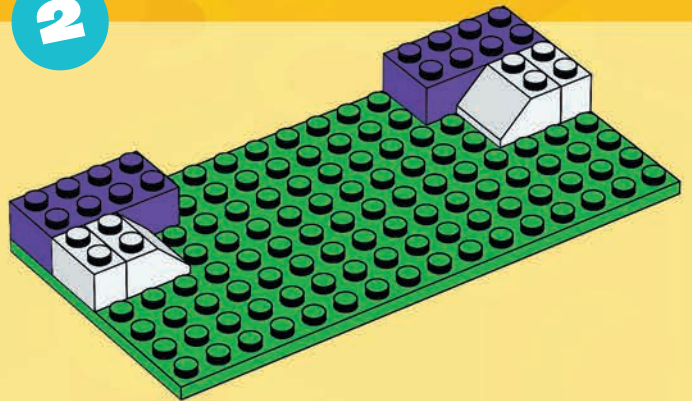
Q. What goes around and around a picture without moving?
A. A frame

BUILD A LEGO® RAINBOW!

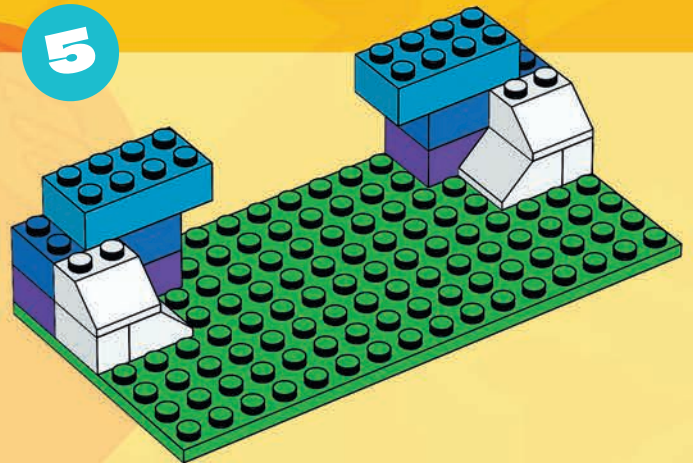
1



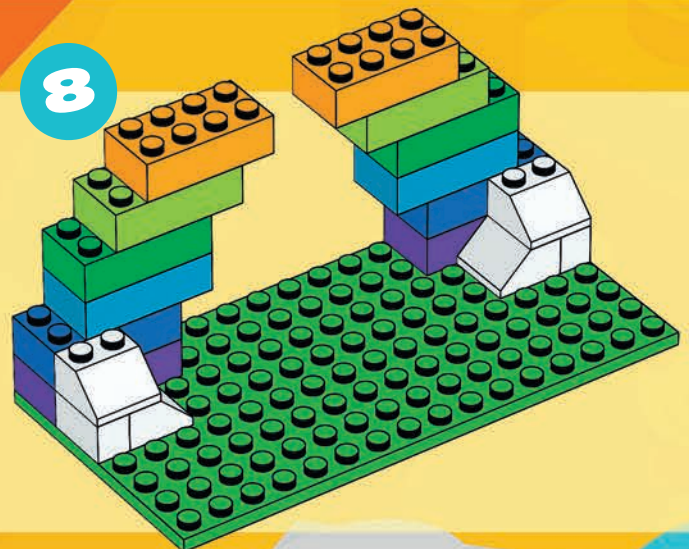
2



5



8



FAMILY FUN

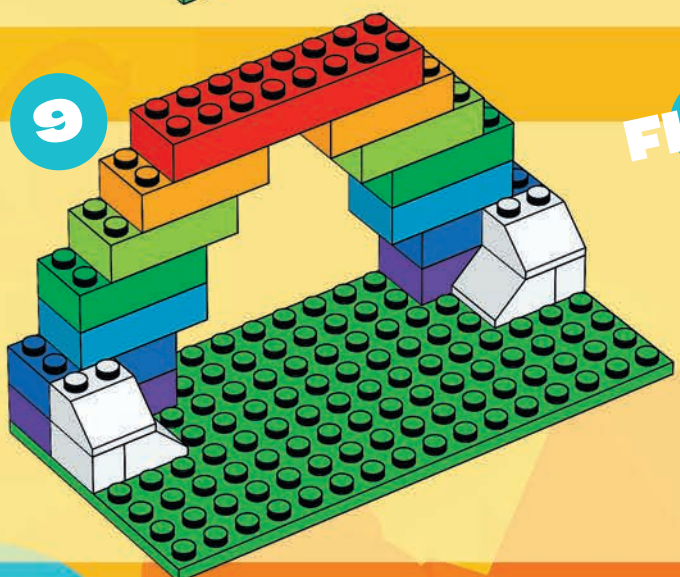
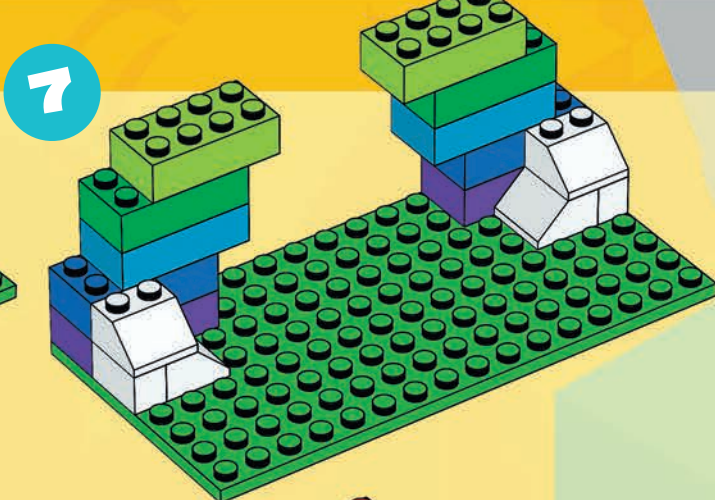
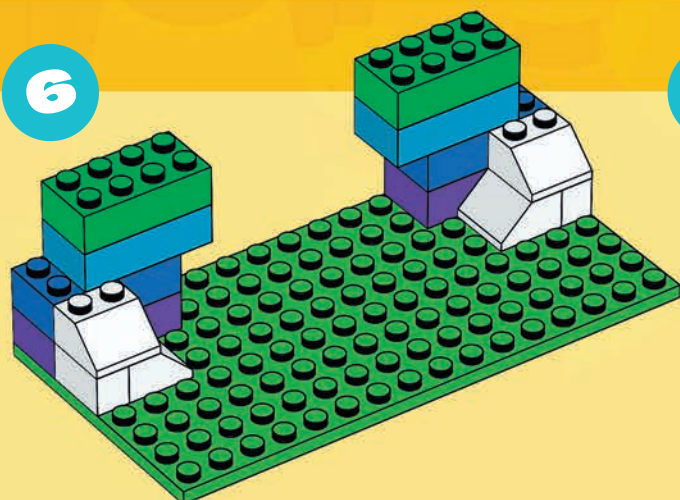
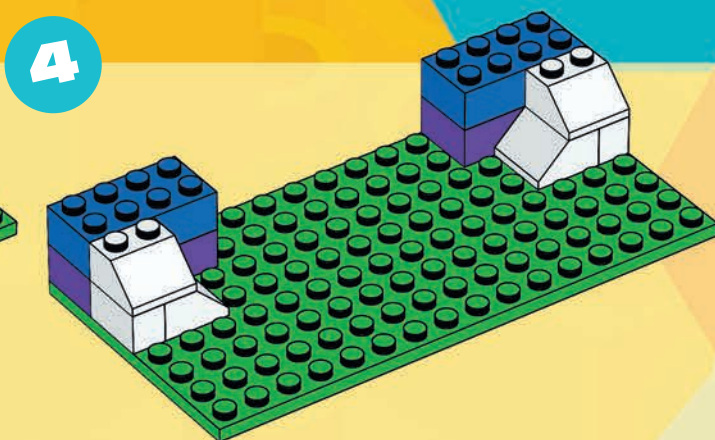
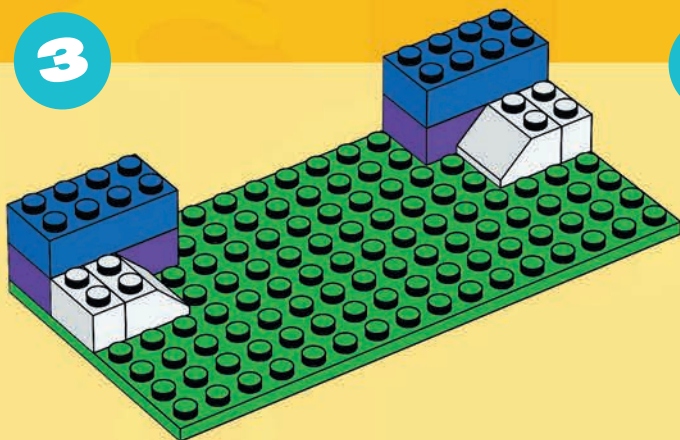


Once your model is built, you can use a shoebox, and some paint, glue and cotton balls to make a scene for your rainbow. Paint the inside of the box light blue to look like the sky and then glue in some cotton balls to look like clouds. Then put the rainbow inside the box and you have a work of art!

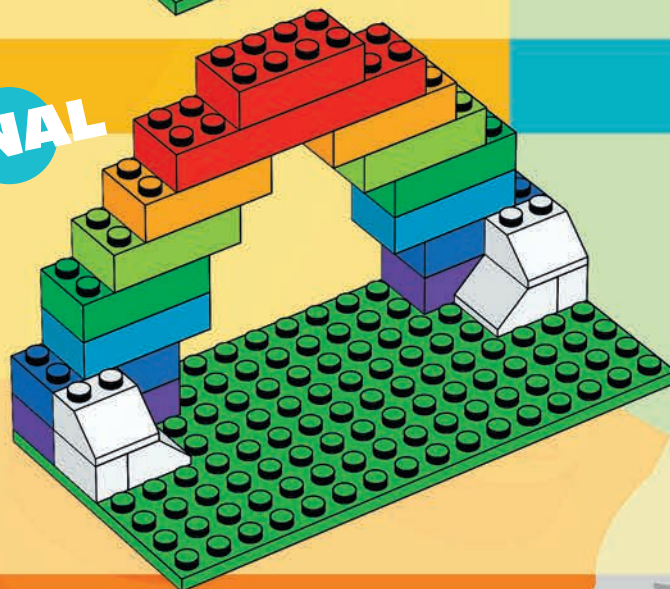
JUNIOR JOKES!

- Q. What kind of a bow cannot be tied?
A. A rainbow

A rainbow is one of the most beautiful sights in the sky. Rainbows are made when sunlight passes through drops of water. That is why we see them after it rains. A full rainbow is actually a circle, but we only see part of it from the ground. You can build this rainbow using pieces from your LEGO® collection.



FINAL



**I knew
I should have
made that
right turn at
Saturn.**

**You're all
under arrest!
Drop the swords,
the bone, and the
microphone!**

The new LEGO® Minifigures are enjoying a winter afternoon ice skating on LEGO Pond. Look at this picture and see if you can find the minifigures described below. Just ask a grown-up if you need help.

**FIRST
TO SEE!**

1. Find the minifigure holding a bone.
2. Find the minifigure carrying two swords.
3. Find the minifigure with mustard on him.
4. Find the minifigure with a pet snake.
5. Find the minifigure with one eye.
6. How many minifigures have horns?

The puppy and the hedgehog are trying out a new training exercise! They have to find all the stars in order to get a treat from Emma. Can you help them find all 5 stars?



AN ICY ESCAPE!

LEGO LEGENDS OF CHIMA™



Gorzan has escaped from the Ice Hunter tribe's ice cage. Now he has to make sure he has all of his stuff. Can you count the number of snowballs, bananas and Fire CHI in this picture?

Help Gorzan before Sir Fangar and Stealthor can capture him again! If you need help, you'll find the answers at the bottom of this page.

FAMILY FUN: Try counting other things you might find outside in the winter with your child, like icicles and snowmen.



ANSWER: There are four snowballs, five Fire CHI orbs, and seven bananas.

Can you find all of the materials that are recyclable in the pile?