




club JUNIOR



A FESTIVE CELEBRATION!

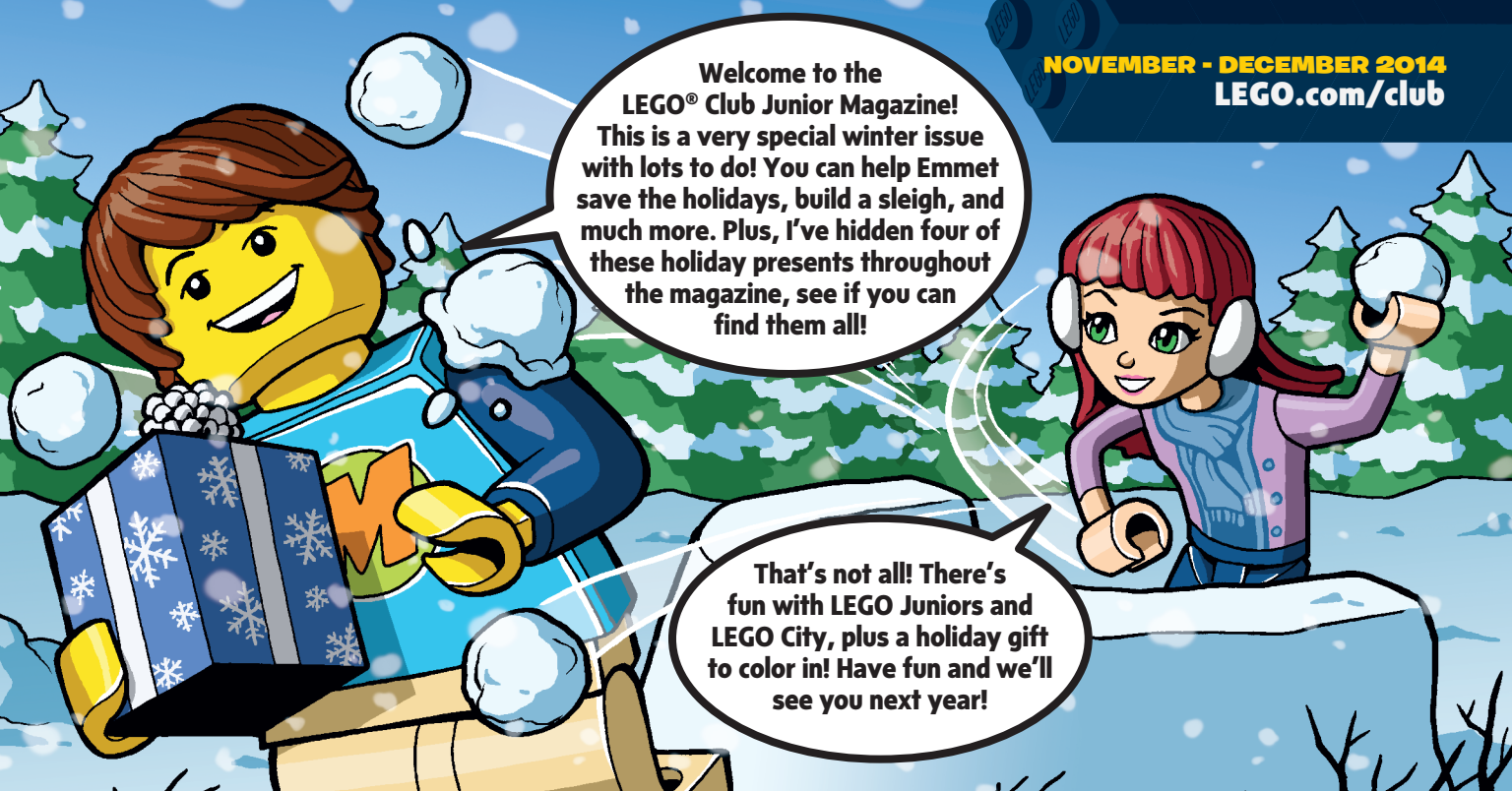
Join Max and the gang for all the winter fun!

PLUS LEGO® CITY, BUILDING STEPS, PUZZLES AND MORE!

NOVEMBER - DECEMBER 2014

LEGO.com/club

US



Welcome to the
LEGO® Club Junior Magazine!
This is a very special winter issue
with lots to do! You can help Emmet
save the holidays, build a sleigh, and
much more. Plus, I've hidden four of
these holiday presents throughout
the magazine, see if you can
find them all!

That's not all! There's
fun with LEGO Juniors and
LEGO City, plus a holiday gift
to color in! Have fun and we'll
see you next year!


**TELL A FRIEND
ABOUT
LEGO CLUB!**

HEY CLUB MEMBER!

If you know someone who might like to sign-up for LEGO Club,
then you can help them by showing them the LEGO Club website!

LEGO.com/club

MAX'S ADVENTURES!



MOM AND DAD

LEGO Club Junior magazine is designed to give your child hours of fun, whether they are exploring it on their own or sharing it with you. There are comics, activities, building instructions and much more to be found here. Throughout this issue, you will find "Family Fun" suggestions for how you can expand the ideas shown here to create an even richer experience for your child.



LEGO Club
PO Box 1157
Enfield, CT
06083-1157

**A BRAND NEW LEGO CLUB WEBSITE
WAITS FOR YOU AT LEGO.com/club**

The latest LEGO news. Awesome missions for you to carry out.
Get to talk to Max. And Much More!



WINTER FUN IN LEGO® CITY!

It's almost time for the holidays and everyone in LEGO City is getting ready. Minifigures are buying gifts and food. They are also sending holiday cards.

Look at this page for one minute. Ask a grown up to keep track of time. Then turn the page and answer the questions about what is going on in this picture.



Now that you have looked at the picture on the last page, see if you can answer these five questions about it. Try to get the answers without peeking at the picture. (If you need help, you can find the answers at the bottom of this page.)

- 1 What animal is chasing the crook? _____
- 2 How many presents are on the wagon? _____
- 3 Who is on the tricycle? _____
- 4 Is the snowman wearing a hat? _____
- 5 Who is holding the pie? _____

FAMILY FUN: You can play this version of the classic game Concentration using almost any page in this magazine. Just ask your child to look at a page for a few minutes. Then ask them questions about what they have just seen. It's easy and fun!



ANSWER: 1. The dog; 2. The dog; 3. Three; 4. Yes; 5. The boy.



COLOR
ME IN!

Phew! I need
a break, this brick
is heavy!



WIN A
LEGO JUNIORS
KNIGHTS CASTLE
SET!



BUILD AN AWESOME HOLIDAY GIFT!

You could be one of five winners in the LEGO Club Junior Holiday Building Competition!

HOW TO ENTER

- 1 Build a model of a Holiday gift using pieces from your LEGO collection.
- 2 Go to LEGO.com/club
- 3 Click on 'Forms' in the menu at the top and open the competition submission form.
- 4 Ask a parent to print out and complete the competition submission form, sign it and mail it in along with a photo of your model to:
**LEGO Club Junior
Holiday Building Competition
P.O. Box 1625
Enfield, CT 06083-1625**

ALL ENTRIES MUST BE RECEIVED BY DECEMBER 15TH, 2014!

VISIT LEGO.com/club FOR TERMS AND CONDITIONS.

FAMILY FUN: The holidays are a great time to build with your children. While they are building a LEGO model of a present to enter the competition, think about what other Holiday-themed things you could build together. How about a decoration? Or a picture frame to hold family photos? Break out your most colorful bricks and use them to bring the special spirit of the season into your home.



RAPUNZEL'S TOWERING PROBLEM!

Rapunzel is having a party! All her friends will be there to celebrate, but there's a problem: Rapunzel's Creativity Tower isn't big enough for all her friends! She needs your help to build a bigger tower!



Grab your LEGO® bricks and get building! Maybe your tower will have fun games and activities, or maybe it will have snacks and cake, it's up to you. Rapunzel has already started building a new tower, and now it's your turn! If you like, you can use the building steps online to get started, and then finish it with your own creativity. Once you finish building, take a picture of your tower and send it to us. Your picture may be chosen to be featured on our Club website.

Send your pictures to:
LEGO Club Junior
Rapunzel's Tower Creation
P.O. Box 1308
Enfield, CT 06083-1308



TIP

INTERLOCKING

Stack your LEGO bricks so that they overlap with each other, just like bricks for a real tower! This will help your tower stand tall and strong!

TIP

STRONG BASE

Choose big and strong bricks and make a strong base for your tower so it doesn't fall over.

If you want building steps to start your tower, go online to LEGO.com/club and use **Club Code TOWER**

FINISH FLYNN'S FACE!

The wanted posters always get Flynn's nose wrong! Draw in some silly noses for these Flynn Wanted Posters!



BUILDING A SURPRISE!

At Max's holiday party, all his friends are ready to open their presents!



As everyone opened their gifts, they realized they had all been given the same thing!



Why did everyone get LEGO bricks for a present?

Don't look at me... I got a LEGO brick too!



What will I do with just one LEGO brick?

Use it as a stool?



I have an idea!
LEGO bricks are a cool
gift because you can build
them into anything
you want!

But we
only got one
LEGO brick
each!

That's okay!
If we combine our
bricks we can build
something cool that
we can all enjoy!

All of Max's friends decide
that's a great idea and begin to
organize their LEGO bricks.

Hi LEGO Club Members!
Do you want to see what we built?
Grab your own LEGO bricks, and follow
the directions on page 12 for a
fun, festive build!

COOL CREATIONS

- Got an awesome model of your own that you would like to see in Cool Creations? Then send us a photo!

- 1 Go to **LEGO.com/club**
- 2 Click on 'Forms' in the menu at the top and open the Cool Creations submission form.
- 3 Ask a parent to print out and complete the Cool Creations submission form, sign it and then mail it along with your photo to:

**LEGO Club Junior
Cool Creations
P.O. Box 1308
Enfield, CT 06083-1308**

Why not put
your own cool
creation photo in
the frame!

**ADD YOUR OWN
COOL CREATION
HERE!**

LEGO® CITY

Rocco M.,
Connecticut




GARDEN CASTLE

Sienna S., North Carolina




SPIDER WEB ATTACK

Maddox C., New Jersey



REPAIR SHOP

Nathan O., Michigan






▲ **DRAGON AIRPORT BUILDING**
Milo V., New Jersey


▼ **TRACTOR/MOWER**

Cyrus E., Wisconsin



▼ **SECRET WITCH HOUSE**

Micah G., Connecticut





▼ **A RELAXING DAY WITH FRIENDS**
William M., New Jersey

▼ **POLICE BOAT**

Kian L., Oregon



▼ **WORLD CUP SOCCER: US VS. NETHERLANDS**
Thor B., Idaho



▼ **JAIL PLANE**
Roc F., Washington

▼ **THE GREAT BRIDGE**

Wyatt S., Wisconsin



▼ **GO HAWKS!**
Elliot M., Washington



▼ **BUTTERCUP THE LEGO® DOG**
Calin G., Georgia



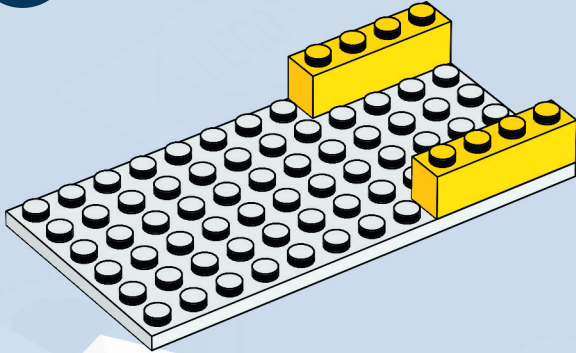
▼ **EIFFEL TOWER**
Lukas K., California



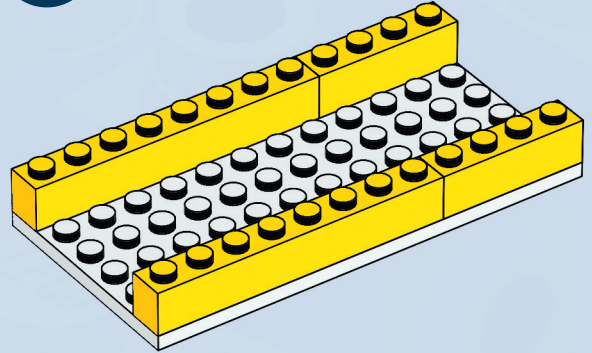
▼ **THE PRINCESS HOME**
Christina K., California

BUILD A WINTER SLEIGH!

1



2



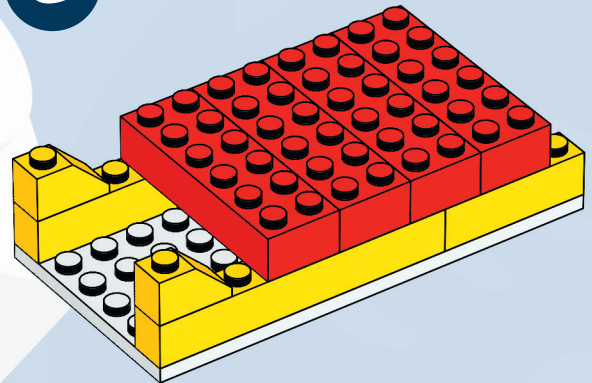
HIT THE SLOPES!

A sleigh is only one way to get around during the winter months. There are plenty of others! You could go down a hill on skis, a toboggan, or even a snowboard. Snowshoes, skis, and snowmobiles can take you cross country. If you want to enjoy some

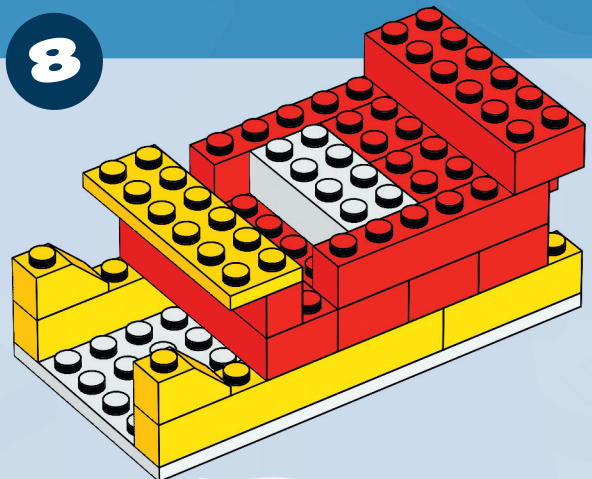
fun on the ice, you can put on a pair of ice skates.

What other ways can you think of to travel across the snow? Try building a model of something you would use to get from one place to another on a snowy day.

5

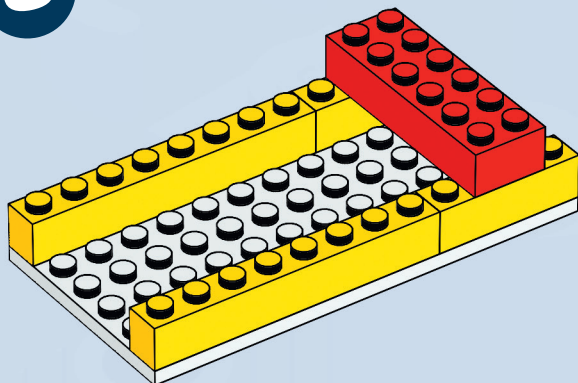


8

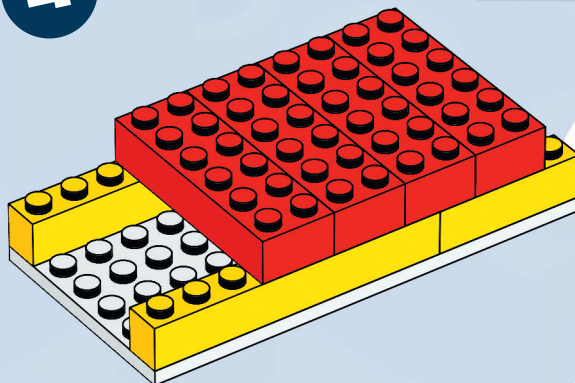


Max and the LEGO® minifigures put their bricks together to make this colorful sleigh. It can be a wonderful holiday decoration for your home. Ask your child what other things make them think of winter and the festive season. Then try to build them using LEGO pieces. You'll make the happiest time of the year even more fun!

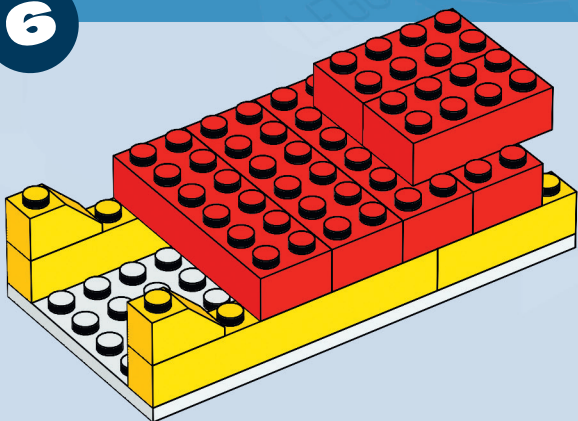
3



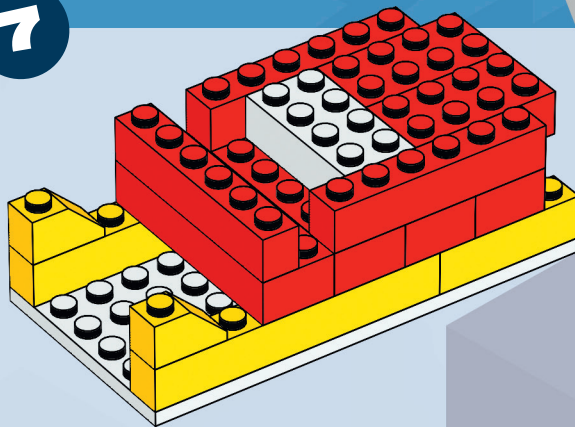
4



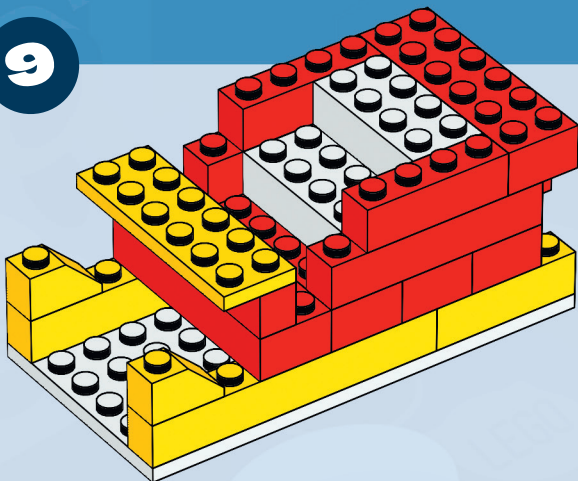
6



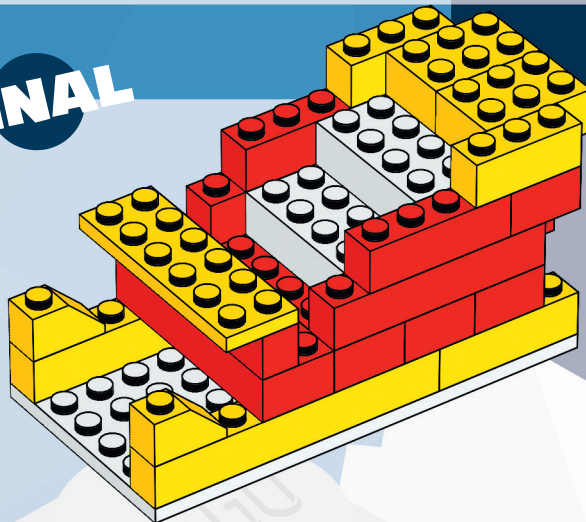
7



9



FINAL



EMMET SAVES THE HOLIDAYS!

Help Emmet make the holidays brighter for the people of Bricksburg. Finish this story by filling in the blanks. You can choose from the words on the list below or even come up with your own words.



Lord Business is having a holiday party! There is going to be plenty of _____ and _____. There is just one problem. It is very, very _____ outside!

"Everything is frozen," said Lord Business. "How will we make the hot chocolate _____?"

"I have an _____," said Emmet. "We could use the Melting Room laser!"

"Oh, no, there's more bad _____," said Wyldstyle. "Santa's _____ is frozen solid and can't _____!"

Emmet sat on the wing of his glider. "That's awful. If only we had some way to _____. If only we had something that could fly ..."



"Ummm, Emmet?" said Wildstyle. "What are you _____ on?"

"My glider," said Emmet. Then he smiled. "My glider!"

The _____ was a success. The laser made the hot chocolate hot. Emmet used his glider to tow Santa's sleigh. Everyone had lots of fun.

Happy _____, everyone, from everybody in Bricksburg!

STORY WORDS

Sitting	Idea
Hot	News
Cold	Fly
Food	Sleigh
Holidays	Help
Fun	Party

PROTECT THE TURTLES LAIR!



One day, Leonardo was practicing his ninja skills near the secret underground Turtles Lair. Suddenly, he heard a strange humming noise. It was a Foot Ninja, coming down the tunnel on a floating hover vehicle!

Leo had to make sure that the evil Foot Ninja did not discover the home of the Teenage Mutant Ninja Turtles. He looked around and saw three things that could help him:

LEONARDO'S HELPFUL THINGS!

- 1 A skateboard.
- 2 A launcher that throws things through the air.
- 3 A Turtle vehicle.

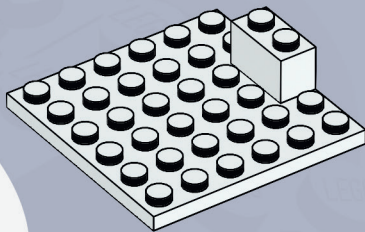


**How did Leonardo keep the Foot Ninja from finding the Turtles Lair?
You can write the rest of the story yourself!**

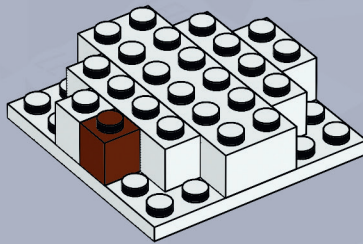
[illegible]

BUILD A SNOWMAN!

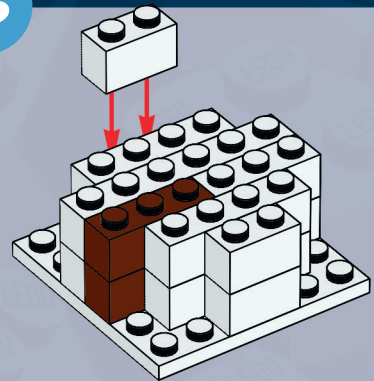
1



2



3

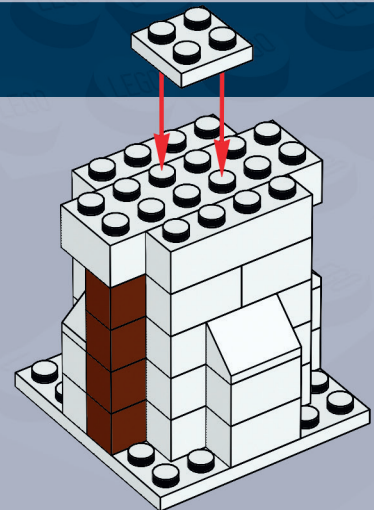


SNOW, SNOW, SNOW!

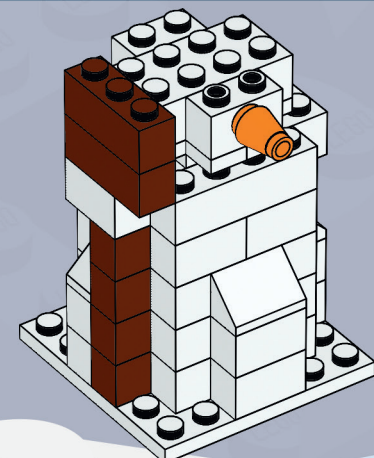
Here are some fun facts about winter you can share with your friends.

- The tallest snowman ever built was over 111 feet high.
- Every snowflake is unique, but one thing they all have in common is every snowflake has six sides!
- Trees and plants stop growing in the winter and many birds fly to warmer places.
- The first day of winter is also the shortest day of the year.

7

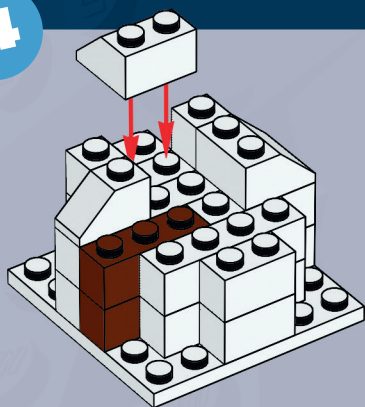


11

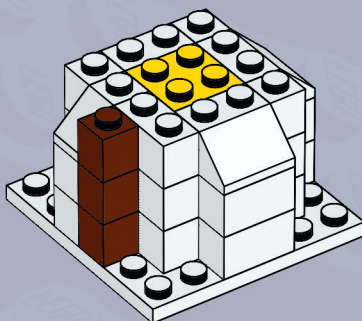


Did you know that children have been building snowmen in winter for over 600 years? You can build this snowman using pieces from your LEGO® collection. When you are done, you can take it apart and use the pieces to build a snow fort. What else do you think you could build?


4



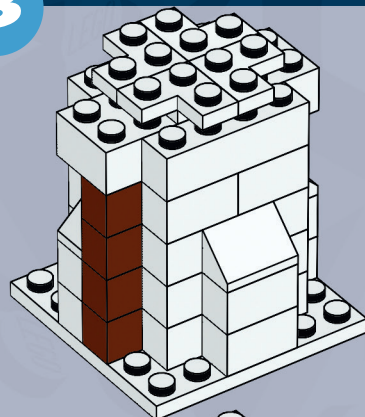
5



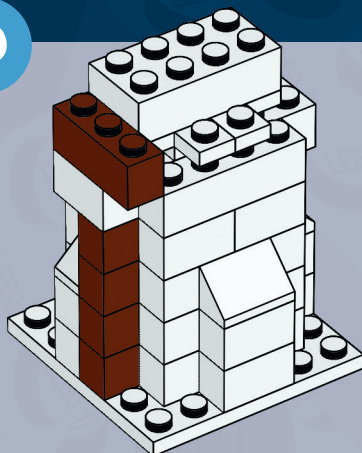
6



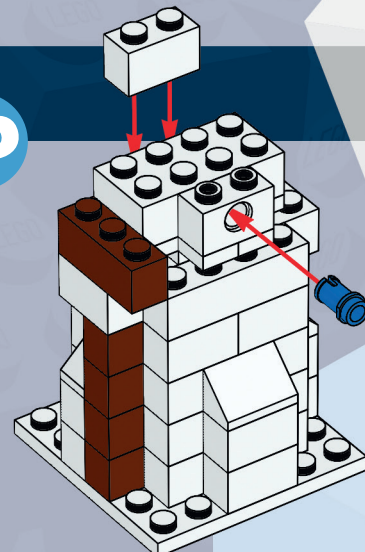
8




9



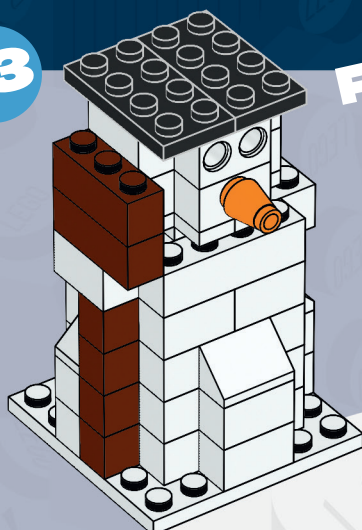
10



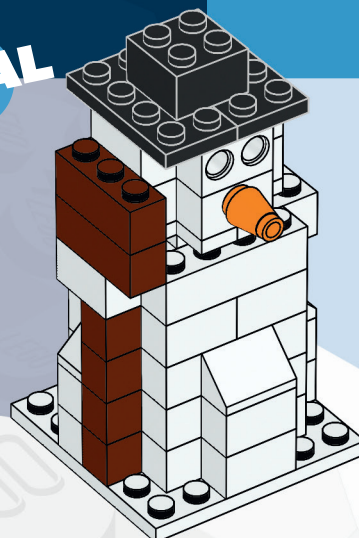
12



13



FINAL



LEGO® Club
P.O. Box 1157
Enfield, CT
06083-1157

Change
Service
Requested

Presorted Standard
U.S. Postage
PAID
LEGO Direct



LEGO® and the LEGO logo are trademarks of the LEGO Group. ©2014 The LEGO Group. WOR 4981
MIXELS program © 2014 Cartoon Network. Produced under license with the LEGO Group.
TM & © DC Comics. (s14)



HAPPY NEW YEAR FROM
LEGO® CLUB!