

July-August 1999


LEGO

MANIA™ Magazine

THE LEGO CLUB • THE OFFICIAL
MAGAZINE OF

TWO CONTESTS
INSIDE!
SEE PAGE 21 AND
BACK PAGE

ALL NEW...



Rogue meteors spotted... Your training is complete...
Your mission: stop meteors and save the Earth...
You must not fail..



THOMAS MICHON...
GRAND PRIZE WINNER 1998
SEARCH FOR THE
ULTIMATE LEGO CREATION
SEE PAGE 15

new
Possibilities

Mission Control

ALL
NEW

There's no place like space, and Space Port takes you there. Once you complete your training, you'll be ready to blast off. But being an astronaut isn't just squeezing food out of a tube and floating around in zero gravity. There are rockets to build, satellites to repair, and space labs to launch. And watch out for meteors! Those dangerous flying objects make every flight an adventure!

To find out more about real astronaut training for and NASA space missions, visit NASA's website at: <http://shuttle.nasa.gov>

Hallie Comet

As the navigator on all space missions, it's Hallie's job to make sure that no one gets lost in space. She is also an ace space mechanic and has fixed hundreds of damaged satellites while floating in space.



MEET THE
ASTRONAUTS



Buzz Bailey

Buzz is the top space jockey in Space Port. He has flown more shuttle missions than any other astronaut. His favorite place in space is the moon, and Buzz loves to zoom over moon dunes in his lunar rover.

6454 Countdown Corner

Three...two...one...blast off!
Lights flash and the engine roars! As the arms of the launch pad drop away, you rocket off into adventure. Take a walk in space, then...warn Mission Control that a meteor is heading toward Earth!

Three real rocket sounds and light patterns.



Hatch opens for easy astronaut entry.

Use the rocket for an unmanned mission to release a satellite into orbit.

TRY A NIGHT-TIME LAUNCH FOR A REALLY COOL LIGHT AND SOUND SHOW!

Send rocket into space from launch pad.

We have adventure!



6453 Com Link Cruiser

With its rotating radar, this cool cruiser can detect incoming meteors. And when nobody's looking, you can pick up any sporting event in the world!




Chris Com Link

6463 Lunar Rover



6455 Space Simulation Station

If you can get through astronaut training, you're ready for anything in space. Take a spin on the G-force sling to see how your body holds up to the forces of gravity. Then, if you're not too dizzy, wobble over to the flight simulator. Hop in and take off on a virtually real space flight.



ALL
NEW




6456 Mission Control

Mission Control zooms into action to repair a damaged satellite. Fuel the shuttle and roll it to the launch pad. Engines rumble and flash, and the shuttle blasts off. Once safely in orbit, release the Canadian arm to hold the satellite in place for repairs. Mission Control gives you clearance to head home. Another mission completed!

...SPECIAL FEATURES...SPECIAL FEATURES...SPECIAL FEATURES...



Shuttle transforms into mini shuttle for return flight.



Hatch opens for quick satellite release.



Find a surprise inside the mystery meteor.



Cool Radio Tower to scan for incoming meteors and warn shuttle.

Press buttons to hear three different sounds and flash lights for blast off!

OKAY, WHO USED THE WALKIE-TALKIE TO CALL MARS?

Crawler moves shuttle to its pad.

HOW LONG DO I HAVE TO DRIVE THIS ROCK AROUND?

MISSION CONTROL WE ARE READY FOR TAKE OFF.

PRO GRAMMING GRABBER ARM


Be a Master Coder!

"My Commands" are useful for the Grabber Arm. Its program (shown here) uses them often.



Organize Your RCX Code

"My Commands" replace a long stack of commands with a single block.



COOL INVENTIONS GRABBER ARM

The Grabber Arm can reach and grab just like a human hand—and it looks like one too! This is no accident—this design is based on how a real hand works. Check it out below and on www.legomindstorms.com.



grabber arm
click numbers for views

www.legomindstorms.com

FLL

FIRST™ LEGO® LEAGUE

Launching the FIRST LEGO LEAGUE

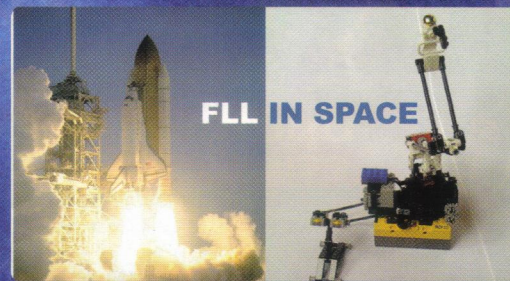

LEGO® bricks have been used to build all sorts of space ships, but a LEGO model has never actually been in space—until now. NASA's Discovery Mission STS-96 included a crew of seven humans and one specially-designed LEGO robotic

arm. of kids use the LEGO® MINDSTORMS® Robotics Invention System to design, program, and test their own unique robotic inventions for tournament competition.

"When I saw teams of kids using technology and working together to develop solutions to some really tough challenges, I was impressed and inspired," said Barry, who served as a judge during a tournament last year at the Museum of Science and Industry, Chicago.

The FIRST LEGO League robot is a

Daniel T. Barry



FLL IN SPACE

Space Shuttle Discovery takes off on Mission STS-96 (left). The FIRST LEGO League robotic arm safely back from its mission (right).

model of the robotic arm located on-board the Discovery. The astronauts use the robotic arm to carry them during space walks and as a tool for grasping. The LEGO robot is identical in its design and can do similar things.

Anyone interested learning more about FIRST LEGO League should visit www.legomindstorms.com/fll

Inspiration and Recognition

FIRST, which stands for "For Inspiration and Recognition of Science and Technology," also runs the FIRST Robotics Competition for high school students and FIRST Place, a science and technology facility in Manchester, New Hampshire.

arm. The LEGO model was brought on-board by Astronaut Daniel T. Barry to help launch the FIRST LEGO League. The FIRST LEGO League is a friendly, high-tech sporting event in which teams



top secret info - club members only



In the last issue, we took a look at all the tracks, characters and power-ups in LEGO Racers.


This month we'll examine the "Top Secret" driver and car building modes, where you can design and build your own custom LEGO driver and racing vehicle.

Check out these other cool features:

- Swap driver and car designs with friends by exchanging memory cards and controller paks. (Nintendo® 64 and PlayStation® versions only)
- Feel every bump and vibration on the road with force feedback. Force feedback support requires: Nintendo® 64 (Rumble Pak), PlayStation® game console (Dual Shock™ analog controller), or PC CD-ROM (DirectX-compatible force feedback)
- Race against a friend on the same computer or game console in two-player racing mode.



Snap together your own custom LEGO Racer champion on the "Build Driver" screen...



...then create a wacky driver's license, with a unique name and photo!



Using the "Build Car" screen you can use a ready-made car, or build one from scratch, brick by brick.



How you build your car will affect how it handles — take a spin on the test track to see how your new car drives.



Note: The PC CD-ROM version of LEGO Racers will require a 3D accelerator card.

upcoming releases



Rock Raiders is based on the all-new LEGO®SYSTEM play theme. Your mission is to navigate your way through a dangerous underground world while mining precious energy crystals and LEGO ore. However, beware and avoid the looming Rock Monster!

Coming this Fall for
PC CD-ROM and
PlayStation®.




LEGO creator

Have you tried out the secret night-vision mode?

Follow these steps:

1. Create a new LEGO World.
2. Place a single 6-stud LEGO Brick in the center of your world.
3. Place a video camera from the action bricks menu on top of the brick.
4. Enter Play Mode, then click on the night-time option on the menu.
5. Enter the camera's viewpoint and wait for it to get dark.

Experiment with the video camera and your environment settings to see your LEGO Creator worlds in a new light.



biker bob's game tips



"I'VE DUSTED THE FASTEST RACERS IN THE KNOWN UNIVERSE..."

Available

PC CD-ROM..... Aug '99
PlayStation® game console...Sept '99
NINTENDO® 64..... Sept '99



"AND YOU'RE NEXT!"

BUILD YOUR RACE CAR!

CHOOSE YOUR PLAY THEME!

FIND HIDDEN SHORT CUTS!

COOL COMPETITORS!



If you want to be a LEGO Racing Champion, you'd better **READ THIS FAST!** Load the game. Imagine a car, any car. Build it. Scrap it. Build it again, only better! Race in four separate worlds. Challenge your friends. Beat them. Master 12 wild race tracks. Defeat history's greatest champions like Johnny Thunder, Baron von Baron or the villainous Black Knight. Only then, you'll have the chance to race the ultimate LEGO champion. Who am I? I'm the Rocket Racer... and by the way, **YOU READ TOO SLOW!**



LEGO RACERS

Go Faster!



www.LEGO.com

© LEGO and the LEGO logo are registered trademarks of the LEGO Group. © 1999 The LEGO Group. PlayStation and the PlayStation logos are registered trademarks of Sony Computer Entertainment Inc. NINTENDO, THE OFFICIAL SEAL, NINTENDO 64 AND THE "N" LOGO ARE TRADEMARKS OF NINTENDO OF AMERICA INC. © 1996 NINTENDO OF AMERICA INC.







the Adventures of the LEGO Maniac


COUNTDOWN TO DANGER

ASTRONAUTS BUZZ BAILEY AND HALLIE COMET BLAST INTO SPACE TO LAUNCH A SATELLITE.


ROGER, MISSION CONTROL. WE'RE OUTTA HERE.

WE HAVE LIFTOFF, BUZZ. YOU'RE GOOD TO GO.






AS THE GROUND CREW LOADS THE METEOR ON THE TRUCK, THE SKY TURNS AN EERIE GREEN.




THE MANIAC BUILDS A CUSTOM ROCKET WITH A METEOR FLINGING ARM.




IT'S COUNTDOWN TIME! TEN...NINE...EIGHT...



THE MANIAC RETRACTS THE LAUNCHING ARM AND PREPARES TO BLAST THE METEOR INTO ORBIT.



AS THE METEOR SPEEDS DEEP INTO SPACE, THE SKY ON EARTH RETURNS TO BLUE.



THE END

YOU CAN BUILD THIS..



SNOW WALKER

Your original model could be featured in LEGO Mania Magazine.

Send a photo of your model to:

LEGO Club

"You Can Build This"

P.O. Box 1308

Enfield, CT 06083-1308

Club members featured will receive a free LEGO set of their choice up (up to \$100 value).




Club Member, Cameron Smith, of California, inspired our model designers to build the Snow Walker.

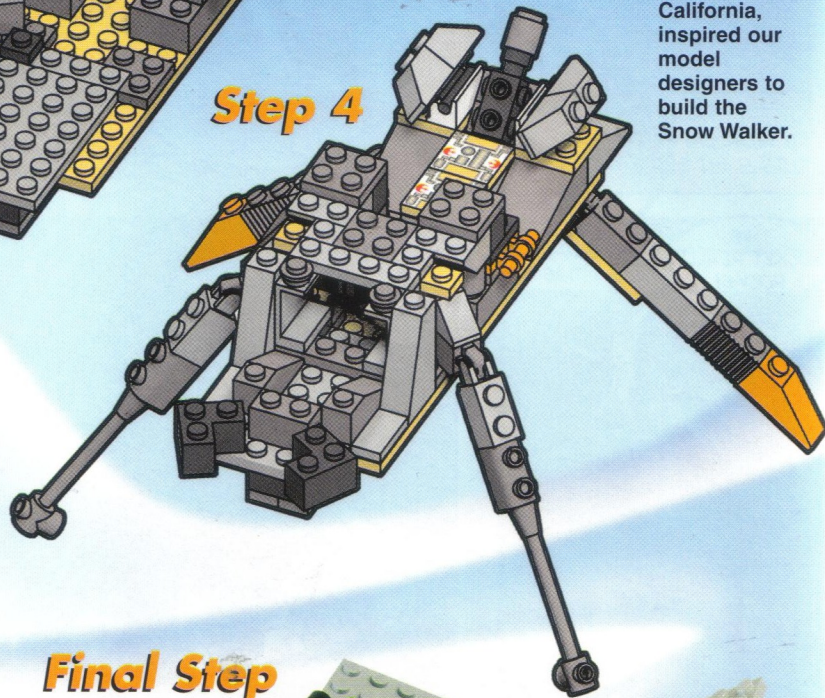
Step 1




Step 2



Step 4



Step 3



Final Step



Step 5



Use pieces from your own LEGO collection or you can find all the pieces you need to build the Snow Walker in #7130 Snowspeeder.



ZEPPELIN ADVENTURE

NEW

When we last saw Johnny Thunder, he was hanging around the jungle. There, Johnny found a magic sun disc but had to leave it behind. Now, the Adventurers are back. They must find the sun disc before Rudo Villano does. To avoid creepy spiders and snakes, they take off in their awesome Air Zeppelin



THAT'S IT!
X MARKS THE SPOT.
DROP THE ANCHOR,
JOHNNY!

Meanwhile, down in the jungle, Rudo Villano is on the trail of the sun disc. He cuts his way through the cobwebs to a secret spidery surprise. Above the trees, the airship floats over a mysterious X-shaped clearing. **"That's it,"** exclaims Dr. Lightning. **"X marks the spot. Drop anchor!"** Johnny scrambles down the anchor chain. He runs into the clearing, but he is too late! Rudo has the sun disc and heads into the jungle.

While Johnny and Harry Kane build a speedy jungle cruiser from pieces of the airship, Dr. Lightning hurries after Rudo. He follows Rudo's path and then stops. The sun disc rests on the ground in front of him. **"Hmm. This smells like a trap,"** says Dr. Lightning.



JUNGLE CRUISER

"It is' said the spider to the fly," laughs Rudo Villano. He drives a creepy looking crawling machine straight at Dr. Lightning! Just as the big bug is about to put the squeeze on Dr. Lightning, Johnny's jungle cruiser flies in. Rudo and his bug buggy creep off into the jungle. Dr. Lightning goes to recover the sun disc, but it has disappeared! Only you decide who will find the sun disc!

You can build Johnny's jungle cruiser and Rudo's creepy crawler using the same pieces from the #5956 Air Zeppelin.

Go to www.LEGO.com/topsecret for tips on building Rudo's Creepy Crawler.



CREEPY CRAWLER

DISCOVER THE SECRET OF THE




An evil emperor invades the land of the ninja. He robs from the rich. He robs from the poor. He even robs from the Shogun. This evil emperor keeps the treasure hidden in a super stronghold. Dangerous traps, secret entrances, and a booming cannon protect the castle. No one has tried to stop him -until now.

From a secret fire fortress, the mysterious Ninja Princess leads a brave band of red ninjas against the emperor. Trained by the wise Ninja Master, the red ninjas are the sneakiest ninjas around. The Ninja Princess plans to invade the emperor's castle and return the treasure to her people.



#3052 Ninja's Fire Fortress



#3050 Shanghai Surprise

As the emperor sneaks a boatload of treasure into his castle, the even sneakier Ninja Princess glides above the castle and waves her sword. At the signal, red ninjas slide into the stronghold. The quest for the treasure begins. Who will keep the treasure? Only you can decide.



The mysterious Ninja Princess has left you a secret message about the Ninja's Flying Fortress. Rearrange the words to decode her message.

**MIXED-UP
SECRET MESSAGE**

RED NINJAS!



Use pieces from your own LEGO collection or you can find all the pieces you need to build the Red Wing Warrior in #3051 Blaze Attack.



#3051 Blaze Attack.

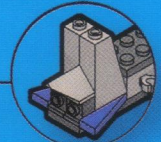
YOU CAN BUILD THIS... RED WING WARRIOR



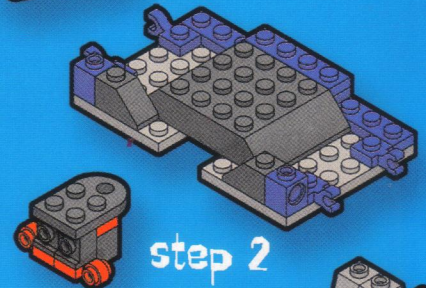
Club Member, John Luker, of Illinois, inspired our model designers to build the Red Wing Warrior.



step 1

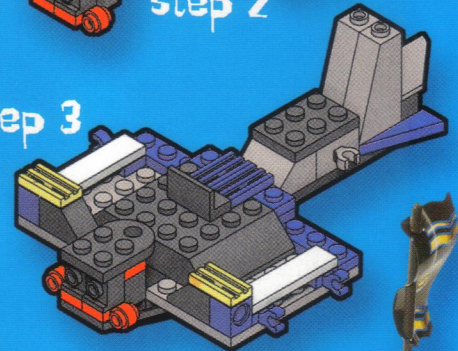


Back View



step 2

step 3



final step



Trap door
in back

#3053 Emperor's Stronghold

behind the We will the hide
treasure wall revolving

ANSWER: We will hide the treasure behind the revolving wall.

Your original model could be featured in LEGO Mania Magazine. Club Members featured will receive a free LEGO set of their choice (up to a \$100 value).

Send a photo of your model to:
LEGO Club
"You Can Build This..."
P.O. Box 1308
Enfield, CT 06083-1308

6 maniac madness

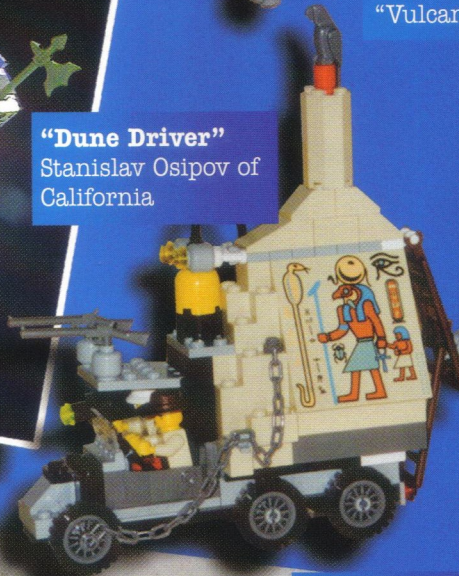

Send a Photo of Your Model to:
MANIAC Madness
LEGO Club
P.O. Box 1308
Enfield, CT 06083-1308

Remember to include your name, address, age and model name. Pictures will not be returned, so take an extra photo for yourself!



"Hydro Space Cricket"
 Philippe Otterson, age 8 of Georgia

Sam Williams and Alec Pratt, age 8 of Alabama organized a LEGO Building contest in their school to raise money to help save "Vulcan," an iron statue in their city.



"Dune Driver"
 Stanislav Osipov of California



"Kentex: Blue"
 Rhaj, of Massachusetts

"Sharks Baseball Stadium"
 Jeff Pedersen, age 11 of Minnesota

"C-Rytron"
 Justin Juntilla, age 7 of Virginia

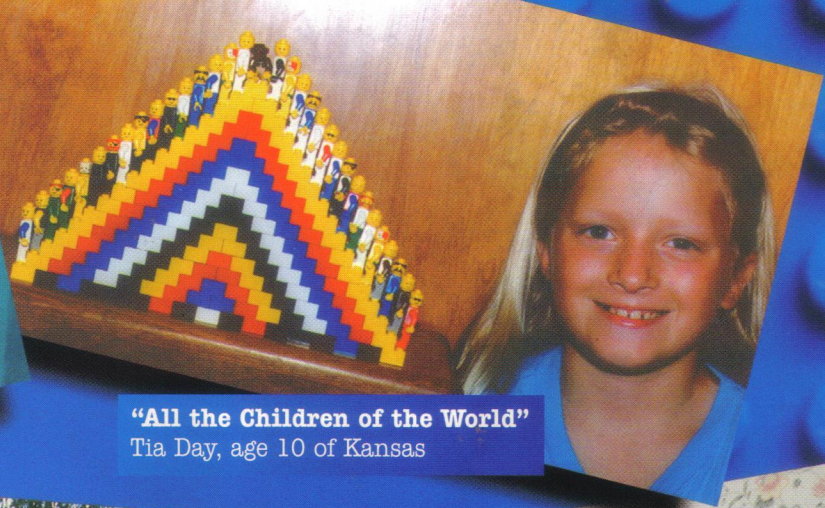


"Hook & Ladder Truck"
 Mike Sly, age 16 of California






"Shane's Carnival"
Shane Ayers of Georgia





"All the Children of the World"
Tia Day, age 10 of Kansas

"TIE Interceptor"
Colin Gough, age 17
of New York



"MY Statue"
Thomas Michon, age
11 of California.
Winner of the "Search
for the Ultimate LEGO
Creation" with one of
his prizes, a likeness
of himself made out of
LEGO bricks.

"Super LEGO City"
Alex Boone, age 6 of
Louisiana



"Ninja Ship"
Takuya Kajiwara, age
10 of North Carolina



FIND THE OTHER THROWBOTS! **CONTEST WINNERS**

March/April 1999 LEGO Mania Magazine
Contest Winners

- Skip Auten, Colorado
- Brad Egbert, Oregon
- David Grandbois, Minnesota
- Cody Grubba, Wisconsin
- Aaron Hereford, California
- Dylan Marcus, New York
- Daniel Moodie, Minnesota
- Alexander Mantazakes, New York
- Corey Spofford, California
- Chris Street, Illinois

JOURNEY UNDERGROUND...



...TO A NEW WORLD!

ROCK RAIDERS

The journey begins in the next issue of LEGO Mania Magazine and in a Toy Store near you.

ROCK-ON!!


Visit www.LEGO.com/rockraiders

BEACH BUSTIN' ACTION

TECH ACTION

Bust bad guys this summer with the 8252 Beach Buster. With its jumbo tires, this police buggy blasts through the biggest sand dunes. On tight-turning, ground-grabbing tires, the 4-wheeler follows the bad guys wherever they go. You can get rolling on your first adventure right now.

TONS OF MUD... NO PROBLEM!



#8252 BEACH BUSTER



Have you ever looked up at the moon and wondered what it would be like to go there?



▲ Liftoff of the Apollo 11 Saturn V space vehicle at 9:32 July 16, 1969 soaring Astronauts Neil Armstrong, Michael Collins and Buzz Aldrin all the way to the moon.

But there was a spirit among the men and women of Apollo, that nothing is impossible if you work hard enough to achieve it. For almost a decade, the Apollo team — 400,000 people at NASA, aerospace companies, and

colleges — designed, built and tested the spacecraft and rockets for the lunar voyage.


The moment of truth came 30 years ago this month, on July 20, 1969, as Neil Armstrong and Buzz Aldrin transferred into the lunar module *Eagle*. On the way down

Armstrong and Aldrin explored the moon's surface and experienced the delights of moonwalking. In lunar gravity, only one-sixth as strong as Earth, it was almost like walking on a trampoline. Armstrong and Aldrin could not help but be awed by the beauty of the lunar landscape. With no atmosphere, the sky was not blue, as it is on Earth, but black, like space itself. Armstrong and Aldrin picked up rock and soil samples, planted the American flag, and deployed a pair of scientific experiments that would relay data back to Earth.

After Apollo 11, NASA made six more attempts to land on the moon. All but one — the famous voyage of Apollo 13 — were successful, and each mission accomplished more than the one before it. And then, in December 1972, when Apollo 17 returned to Earth, Project Apollo came to an end.

One Giant Leap

by Andrew Chaikin, author of "A Man on the Moon" Now available in a fully-illustrated three volume set from TimeLife®



▲ Neil Armstrong, Commander; Michael Collins, Command Module Pilot and Buzz Aldrin, Lunar Module Pilot.

For thousands of years, people dreamed about that. Movie makers created film versions of a lunar voyage (lunar means "moon"). Then, in the summer of 1969, the dream came true, thanks to Project Apollo — the U.S. effort to put astronauts on the surface of the moon.

In 1961, President John Kennedy challenged the nation to achieve a piloted lunar landing before the end of the 1960s. In 1961, the U.S. had made only one piloted space flight. No American had yet orbited the Earth. To reach the moon in eight year's time seemed impossible.

to the moon's surface, Armstrong and Aldrin battled computer alarms that threatened to stop the mission. With help from experts in mission control, they kept going. In the final minutes of the descent, Armstrong had to take control in order to avoid a crater the size of a football field. Finally, with the fuel supply running low, Armstrong brought *Eagle* to rest on the ancient plains of the moon's Sea of Tranquillity. "Houston, Tranquillity Base here," Armstrong announced. "The *Eagle* has landed." They had done it — they had actually landed on the moon!

Soon, Armstrong climbed down *Eagle*'s ladder. He raised his left foot and placed it on the powdery ground — the first human footstep on another world. "That's one small step for [a] man," Armstrong said, "one giant leap for mankind." An estimated 600 million people witnessed the event as it happened, thanks to live radio and television transmissions from the surface.

6463 Lunar Rover

On the last three landings, the astronauts brought along a battery-powered car, the lunar Rover. With it, they traveled miles across the surface, even onto the sides of lunar mountains, where they picked up rocks almost as old as the solar system itself.



Astronaut Aldrin stands beside the Lunar Module on part of his 22 hour stay on the moon's surface. ▶


In the early 1980's, a handful of scientists began to think about going back to the moon. Engineer David Criswell designed solar power stations that could be set up on the the moon to provide energy to the earth. He estimated that the first lunar stations could produce 50 billion watts of energy a year. However, going to the moon is still so expensive, that no one has yet made plans to go back.




Today, 30 years after Apollo 11's first lunar footsteps, no one can say when humans will return to the moon. Until they do, it is important to remember what the Apollo missions gave us. On those historic flights, humans made their first journeys from their home planet to another world. We learned many of the moon's secrets, including new knowledge about how

the solar system came to be. And when we looked back at Earth from all that distance, we saw a beautiful, precious world — a sight that has inspired us to take better care of the planet we call home. Finally, Apollo showed us that when we try hard enough, we can accomplish things that seem impossible.

#6454
Countdown
Corner



for Mankind



◀ With a half-Earth in the background, the lunar Module approaches for a rendezvous with the Apollo Command Module.

▶ Above: "Buzz" Aldrin poses beside the American flag. The flag as well as the Astronauts footprints are still on the moon today!

Right: Buzz Aldrin performing one of the many tests the Astronauts completed on the Moon



CHAT WITH REAL ASTRONAUTS!

At www.headbone.com




Here's your chance to find out what it's like to step on the moon, fly a space shuttle, or walk in space! Through two live chats, you can meet four superstars of space, and ask them about their adventures in space.

You'll find some cool "factoids" about the astronauts below. To find out more visit www.LEGO.com/space.

JUST FOLLOW THESE 2 EASY STEPS:


1. Visit the Headbone Zone Sign Up HQ at <http://www.headbone.com/reg/> and click on "Sign Me Up!"
2. Be sure you're registered to chat on the Headbone Zone by Wednesday, July 28th, so we can process your registration in time for the chat. If you're under the age of 13, you'll need your parent's permission.

Friday, July 30th from 7:00-8:30pm (Eastern Time)
Chat with shuttle astronauts **Kathy Sullivan** and **Charlie Walker**.



KATHY SULLIVAN


- First woman to walk in space.
- Flew on first Spacelab mission.
- Helped take Hubble Space Telescope to space.
- Studied Earth's atmosphere while on shuttle.



CHARLIE WALKER

- Shuttle crew member has flown more than 8 million miles in space.
- Trained other shuttle astronauts.
- Worked at Mission Control.
- Helped put Space Station in space.


Sunday, August 1st from 3:00-4:30pm (Eastern Time)
Chat with two friends and astronauts who walked on the moon, Apollo 12 astronauts, **Alan Bean** and **Pete Conrad**.



ALAN BEAN

- Astronaut/artist has drawn 200 paintings of important moments in space.
- Fourth person to walk on the moon.
- Commanded Skylab II mission: a 59-day, 24 million mile, world record setting flight.


During lift-off, their spacecraft was struck by lightning! They made it to the moon, and performed the first precision lunar landing in November 1969.



PETE CONRAD

- Third person to walk on the moon.
- This space cowboy brought country western music to the moon.
- First words after he stepped onto the moon: "Whoopie! It may be one small step for Neil [Armstrong], but it's one long step for me."
- Won Congressional Space Medal of Honor for rescuing the Skylab space station in 1973.

ENTER THE...



★ SWEEPSTAKES ★

Grand Prize: A 4-day/3-night trip for four to Florida to visit Kennedy Space Center (KSC) Visitor Complex, a tour into restricted access areas of KSC and IMAX Space Film passes! (ARV \$2,800)

10 first prize winners will win!





A Collector's Edition LEGO Space Port T-Shirt

ARV of each first prize pack = \$142.



A NASA Space Flight Suit provided by thespacestore.com



"A Man on the Moon" by Andrew Chaikin. A three book series about the Apollo Space Program provided by TimeLife Books with over 500 photos.

HOW TO ENTER:

Complete Official Entry Form on the right. Mail entry in hand-addressed #10 envelope to:
LEGO Kennedy Space Center Sweepstakes
P.O. Box 4652
Blair, NE 68009-4652
 Entries to be received by **Sept. 15, 1999**

ABBREVIATED RULES. NO PURCHASE NECESSARY
 Limit 1 entry per envelope. No mechanically reproduced entries permitted. Not responsible for lost/late/misdirected/ mutilated/illegible entries or entries not rec'd in time for random drawing. Winners will be selected in a random drawing on/about 9/16/99 from among all correctly-answered eligible entries rec'd. Decisions of judges are final. Limit 1 prize per household. Odds of winning will depend upon number of eligible entries rec'd. Prizes consist of only those items specifically listed. Open to U.S. residents who, as of 7/18/99, are members of LEGO Club and are recipients of LEGO Club Magazine. Void where prohibited. No substitution/transfer of prize permitted. By participating, entrants agree to be bound by full Official Rules & judges' decisions. For full Official Rules, by which entrants are bound, send SASE to LEGO Kennedy Space Center Rules Requests, P.O. Box 5485, Blair, NE 68009-5485.

YOU DON'T NEED TO BE A ROCKET SCIENTIST TO FILL IN THE BLANKS. JUST LOOK FOR THE ANSWERS ON PAGES 18 AND 19 OF THIS MAGAZINE. GOOD LUCK!



LEGO Kennedy Space Center Sweepstakes Entry Form

1. Neil Armstrong first stepped on the moon with his _____ foot.
 (right or left?)

2. The battery powered car astronauts used on the moon
 is called a _____

Name _____


Address _____

City _____ State _____ Zip _____


Daytime phone # () _____

Age _____

LEGO MINDSTORMS
DROID
DEVELOPER KIT




STAR
WARS®



LEGO, LEGO MINDSTORMS, LEGO logo, LEGO MINDSTORMS logo are trademarks of the LEGO Group. © 1999 © Lucasfilm Ltd. & TM. All rights reserved. All Star Wars elements are property of Lucasfilm Ltd. and/or Lucas Licensing Ltd.

THEIR
MOVEMENTS ARE
FRIGHTENINGLY
LIFELIKE.

(PRAY WE DON'T MAKE
A VADER VERSION.)



R2-D2 needs a new master. Build him and use the LEGO® Microcomputer with built-in light sensor and motor to bring him to life. And R2-D2 is just the beginning. The Droid Developer Kit lets you build endless combinations of droids. It's up to you to keep them from the clutches of the dark side. As for keeping them from the clutches of your friends, may the Force be with you. To find out more, visit www.legomindstorms.com

Enter the



Enter by Dec. 31, 1999

GALACTIC CHALLENGE

BUILDING CONTEST

YOU COULD WIN AN OUT OF THIS WORLD LEGO STAR WARS EXPERIENCE!



THE SEARCH FOR THE ULTIMATE LEGO BUILDER IN THE GALAXY!

Look for entry forms and official rules at retail stores.

Build a LEGO model that could improve life on Earth or in a galaxy far, far away and You could win...

- A V.I.P. trip to Denmark to see behind-the-scenes development of LEGO Star Wars sets.
- A life-size LEGO Star Wars character model signed by George Lucas
- Plus other unique LEGO Star Wars prizes.
- All entrants will receive a LEGO Certificate of Achievement

Open to U.S. residents ages 5 and over, as of 12/31/99. Void where prohibited. See www.lego.com for more details. © 1999 LEGO Group. © Lucasfilm Ltd. & TM. All Star Wars elements are property of Lucasfilm Ltd. and/or Lucas Licensing Ltd.



Watch Fox Kids August 31st - Sept. 11th for more LEGO Star Wars fun!

Fox Kids Logo™ & © 1999 Fox. All Rights Reserved.

LEGO MANIA Magazine
P.O. Box 1625
Enfield, CT 06083-1625

Presorted Standard
U.S. Postage
PAID
LEGO Direct

Please check your name and address. Make corrections if necessary.

ADDRESS SERVICE REQUESTED

[Blank area for name and address]

Hey Kids! Visit us on-line at www.lego.com



- Check out the super-cool new Star Wars: Episode I section at www.lego.com/episode1
- Check out details on the LEGO Star Wars Galactic Challenge at www.lego.com/galactic
- Get Building Tips to make a cool new model using the #5956 Air Zepplin at www.lego.com/topsecret
- Visit the Space Port section to learn more about real Apollo and Space Shuttle astronauts at www.LEGO.com/space
- Join the LEGO Web Club! Web Club members, you can be the first to:
 - See a sneak preview of the all new Rock Raiders at www.lego.com/rockraiders
 - Enter the new LEGO.com contest for Web Club members only—great prizes to win! www.LEGO.com/contest
 - Enter your cool LEGO creation for the chance to see it in the new Web Club Galleries at www.lego.com/gallery
 - Play the LEGO Brick Game against other kids around the world at www.lego.com/brickgame