

January/February 1998

LEGO

MANIA™

Magazine

THE LEGO CLUB • THE OFFICIAL MAGAZINE OF

All New Adventurers

**Sphinx's
Secret Code
Contest**
see page 18

**FREE
T-Shirt
Offer!**

see back page

The All-New ACTION, THRILLS, EXCITEMENT... Adventurers


new
PossiBuild ities

Join the daring Adventurers as they search for lost treasure! Johnny Thunder leads this brave band of explorers against Baron von Barron, who wants to keep every treasure for himself. Besides battling the bullying Baron, the Adventurers must deal with the Sphinx's surprise, treacherous treasure traps, and the Mummy's Curse!



Adventurer
JOHNNY THUNDER


Ever since he was a kid, Johnny has been good at finding lost treasures. Now he's searching for forbidden ruins, and magic rubies. It's up to Johnny to save these rare artifacts from treasure hunters like Baron von Barron. Johnny loves to track treasure. He just doesn't like scorpions, especially after some scorpions used his backpack as a nest — while he was wearing it!



THE PHAROHS MUMMY

Buried for more than 3,000 years, the Mummy promises to give a magic ruby to whoever lets him out. But a special trap waits for anyone who damages his tomb. For 3,000 years, the Mummy has been making up jokes, like "What did the baby pharaoh say when he got lost in the dark ruins?" "I want my mummy."

#5918
SCORPION
TRACKER



Adventurer
HARRY CANE

Harry gets the Adventurers where they need to go. He can fly anything, including zeppelins, biplanes, and hot-air balloons.



Adventurer
DR. CHARLES LIGHTNING

Dr. Lightning decodes hieroglyphics and treasure maps using his trusty magnifying glass. Dr. Lightning is also Johnny's uncle, and taught Johnny everything he knows. But sometimes he forgets things. Several times, while out in the desert sun, Dr. Lightning has left his magnifying glass in his back pocket and burned a hole in his pants.



Adventurer
MISS GAIL STORM

Miss Storm helps Dr. Lightning study creepy curses, cryptic hieroglyphics, and mysterious mummies. She is also the group's camera person. Miss Storm is not afraid of snakes and scorpions.

Bad Guy
BARON VON BARRON

The Baron collects rare treasures from around the world and keeps them for himself. Even though it looks like the Baron is a real bad, bad guy, he really takes orders from the sinister Sam Sinister.



#5928
BI-WING
BARON

The Baron thinks the biplane is the best way to bypass the barren desert. Just spin the prop and take off.

Bad Guy
SAM SINISTER

Sam might not look very bright, but it's just a trick. This long-time crook is really the evil genius behind the Baron's plans.




#5978 SPHINX SECRET SURPRISE

This Sphinx can keep a secret. For 3,000 years, no one has found the way to its hidden treasure. But even if you do, surprise! The sneaky Sphinx is full of surprises such as slithering snakes, stinging scorpions, spooky skeletons, and tricky traps.


The Sphinx tomb holds the magic jewel. But beware! Push the gray lever on the Sphinx's side and out flies the Pharaohs mummy!



MORE ADVENTURERS SETS ON NEXT PAGE!



Tip the tower to uncover hidden treasure!




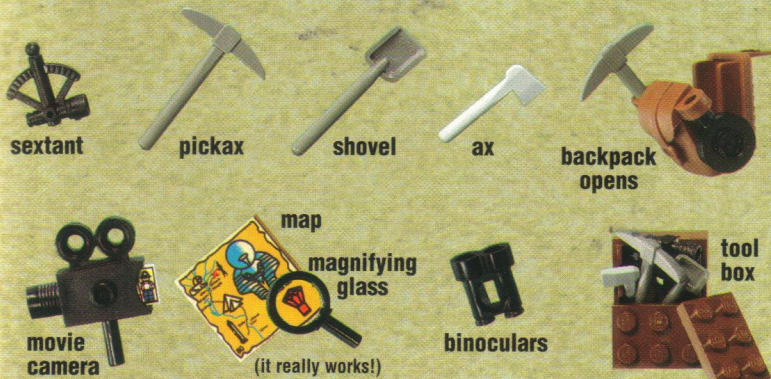
Treasure (and snake!) await you under the secret floor panel!

I WANT MY MUMMY!

FILM FITS IN BACK OF CAMERA.

Decode clues with the real magnifying glass.

COOL ADVENTURER'S GEAR



HA, HA! I'VE SPOTTED THE ADVENTURER'S GEAR!



THE ACTION CONTINUES...

Adventurers

#5938 OASIS AMBUSH

That skeleton is no mirage. He's the guard of this ancient treasure chamber. Johnny knows the secret to open the chamber and get the treasure. But watch out for the scorpion. His tail is a real hum-stinger.



SHHH!
THE ONLY WAY IN IS TO PULL THE SPEAR.

Check out the #5988 Pharaoh's Forbidden Ruins on page 10!

This tipping tower is called an o-be-lisk.

Turn the yellow brick and play spin the mummy.

#5958 MUMMY'S TOMB

Beware the mummy's curse of doom and gloom. Avoid the traps and find his tomb. One wrong step and towers topple and spears fly!

INTERESTING!
I SPY AN EYE OPENING CLUE.

CONTEST CLUE

5

NOT SO FAST SAM SINISTER!

HA! HA!
I'VE GOT THE MAGIC RUBY!

Desert cruiser roars over sand dunes.

Move this sliding statue and you'd better duck!


4






YOU CAN BUILD THIS... Ultimate Alien

Or ... Create your own Alien using pieces from your LEGO collection. Club member Michael Hart of California inspired this awesome Alien!



All the pieces you need to build the Ultimate Alien can be found in #6900 Cyber Saucer.

1




Build 2 legs. Then set them aside.

2



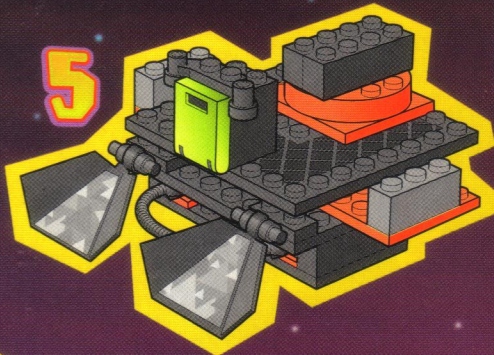
3



4



5



6



final

Attach the legs and you're ready for your first mission!



I'M NOT SURE WHICH ONE I LIKE BETTER... MY SAUCER OR THIS COOL ALIEN ROBOT.

Your design could be featured in the Mania Magazine. Send your original model photo to:
LEGO Club
"You Can Build This..."
P.O. Box 1308
Enfield, CT 06083-1308
Club members featured will receive a free LEGO set of their choice (up to \$100 value).

Finding King Tut's Tomb


Did you ever hide something so your pesty brothers and sisters couldn't find it, and then you couldn't remember where you hid it? Well, King Tut and his treasure were hidden in Egypt's Valley of the Kings for more than 3,000 years.

It was the last chance for Howard Carter to find Tut's tomb. After searching for Tut's tomb for six years, all he had dug up was 200,000 tons of rock.

Then, in 1923, Carter brought a canary along with him. People said the golden bird was good luck and would lead Carter to the treasure. Carter started digging near the entrance of Tut's tomb. A stone step was uncovered! Fifteen steps later the diggers found a rock door with the markings of King Tut on it. Carter carefully removed the door and found a 30-foot-long tunnel completely filled with rocks.

After clearing the tunnel, they found another door. Carter took out some stones at the top of the door. Checking for poisonous gases, he held a candle through the hole, and hot air rushed out, making the candle flicker. By this flickering light, Carter looked into a room and saw gold everywhere! Behind other hidden doors, they found three more rooms filled with treasure and King Tut's mummy.

But after the tomb was found, strange things began to happen. First, a cobra snuck into Carter's house and swallowed the lucky canary. This was considered a bad sign especially since Tut's mummy wore a mask with a cobra on it. Talk of a mummy's curse began!



LEGO Tut Mask



Howard Carter



King Tut's Coffin

Feature Story

Johnny Thunder and the Lost Ruby

SOMEWHERE IN EGYPT, JOHNNY THUNDER AND THE ADVENTURERS UNCOVER A MUMMY'S TOMB!




THIS PHARAOH SURE HAD AN UGLY MUMMY!

JOHNNY, LOOK OUT! A SCORPION!

I HATE SCORPIONS, BUT WE NEED THAT MAP TO FIND THE MAGIC RUBY!

THESE HIEROGLYPHICS WARN THAT WHOEVER TAKES THE RUBY WILL BE FOLLOWED BY THE MUMMY'S CURSE.

IT'LL TAKE MORE THAN A MUMMY'S CURSE TO STOP ME FROM FINDING THE MAGIC RUBY BEFORE BARON VON BARRON DOES. THAT ARTIFACT BELONGS IN A MUSEUM FOR EVERYONE TO SEE.



JOHNNY GRABS THE MAP FROM HIS UNCLE, DR. CHARLES LIGHTNING. JOHNNY RACES TO HIS SCORPION TRACKER, AND THE OTHER ADVENTURERS TAKE THE MUMMY TO THE MUSEUM. MEANWHILE, UP IN THE SKY, BARON VON BARRON SPOTS JOHNNY.




THUNDER MUST HAVE FOUND THE MAP. GOOD. I'LL JUST FOLLOW HIM AND THEN TAKE THE RUBY. HA, HA, HA!

Ancient Egyptians thought their kings, or pharaohs, would live forever, so they were buried in pyramids that would last forever.

JOHNNY REACHES THE SPHINX BEFORE THE BARON AND...


I'VE GOT TO FIND THE TREASURE BEFORE THE BARON. I HOPE THIS SHORTCUT WORKS.

A ROCK WALL IN THE SPHINX RUMBLES AND MOVES TOWARD HIM! JOHNNY DIVES OUT OF THE WAY OF THE FALLING ROCK AND THE THRONE FLYING BEHIND IT.




THAT'S THE LAST TIME I TAKE A SHORTCUT!

LOOK! A LINK TO THE LOST LOOT




JOHNNY THUNDER OPENS A MUMMY CASE AND SURPRISE, THERE'S NO RUBY INSIDE... JUST ANOTHER MAP!

YUCK! A CREEPY SKELETON. BUT THERE'S THE SPHINX'S SECRET MAP!



MEANWHILE THE BARON ARRIVES, AND DISCOVERS A SECRET TREASURE ROOM... BUT A PAIR OF GLOWING EYES STARE BACK AT HIM!

YUCK! A SPITTING COBRA. I'LL JUST GRAB THIS CUP. AAAGGHHHH!



NOW THAT I HAVE THE SPHINX'S SECRET MAP I HAVE TO GET TO THE PHAROAH'S FORBIDDEN RUINS AND FIND THE RUBY!




WHAT'S THAT CREAKING NOISE!??

AHHH! IT'S JOHNNY THUNDER AND HE HAS THE SECRET MAP! HMMMM...

THE STORY CONTINUES →

AS JOHNNY STUDIES THE MAP...



HA-HA-HAA!!



JOHNNY THUNDER IS HISTORY, AND NO ONE CAN STOP ME NOW!!

THE BARON MAKES HIS GETAWAY IN HIS BI-WING PLANE!



R-R-ROAR!!

GUESS AGAIN BARON! YOU KNOCKED MY HAT OFF -- BUT NOT ME. I DUCKED DOWN THE STEPS JUST IN TIME!

AS JOHNNY RACES AFTER THE BARON, HARRY CANE SHOWS UP TO HELP!




YO, JOHNNY, HOW ABOUT A LIFT TO GET YOU OVER THESE SAND DUNES!??

GREAT HARRY! LET'S GO! THE BARON'S GETTING AWAY WITH THE MAP!

THIS WILL TAKE THE AIR OUT OF YOUR PLANS, THUNDER! HA-HA-HA!!

RAT-TAT-TAT



WE'LL SEE, BARON. LAST ONE TO THE RUINS IS A MUMMY'S UNCLE

JOHNNY FINDS THE KEY TO THE RUINS, A SPECIAL WHITE BRICK, BUT THE ENTRANCE IS BOOBY-TRAPPED!


EXAMINING EGYPTIAN CLUES IS EXTREMELY EXCITING!

OH, NO, THE BALLOON'S HIT!!

JOHNNY AND HARRY CRASH LAND NEAR THE PHARAOH'S FORBIDDEN RUINS AS THEIR BALLOON RUNS OUT OF AIR. JOHNNY FOLLOWS THE BARON'S FOOTPRINTS TO THE RUINS AND SEARCHES FOR THE ENTRANCE. HE TURNS ON HIS CAMERA, SO HE CAN RECORD HIS TRIP THROUGH THE RUINS...



A BOOBY-TRAP AX... GOTTA KEEP AN EYE OUT FOR THESE TRAPS!







AT LAST. THE MAGIC RUBY OF THE PHARAOHS IS MINE!!

AS THE BARON TAKES THE RUBY FROM ITS CASE, THE PHARAOH'S BOOBY TRAPS KICK IN AND A WALL SPINS, THE BARON MEETS THE MUMMY. THE FRIGHTENED BARON DROPS THE MAGIC RUBY AND JOHNNY GRABS IT!



THE MANIC QUICKLY FIGURES A WAY TO COMBINE THE BALLOON AND THE BARON'S AIRPLANE TO MAKE A REALLY FAST AIRSHIP THAT WILL CARRY ALL THREE OF THEM AND THE RUBY!

THE MANIC, JOHNNY THUNDER AND HARRY TAKE OFF WITH THE RUBY AND HEAD FOR THE MUSEUM WHERE, AS JOHNNY SAYS, "THE WHOLE WORLD CAN SEE IT!"



WELL, HOPEFULLY SOMEDAY THE BARON WILL ESCAPE THE MUMMY'S CURSE!
The End ??

The pyramids are the oldest stone buildings in the world. They were built more than 5,000 years ago.

5988 Pharaoh's Forbidden Ruins

Inside the Forbidden Ruins



Spin the secret revolving wall... watch the ruby disappear... and be replaced with a skeleton!

INTERESTING, VERY INTERESTING.

JOHNNY! SAM SINISTER AND THE BARON ARE GETTING AWAY!

LET'S GO, BARON! WE'LL HAVE TO ESCAPE ON FOOT.

WE'VE GOT THE RUBY!

The magnifying glass really works!

BEWARE THE MUMMY'S CURSE






FREE
Bonus
 "Full out"
Poster



By truck or balloon, the race is on to discover the Magic Ruby of the Pharaohs. But getting there is the easy part. You'll have to think fast to get past all the traps in this temple. The entrance is guarded by twin skeletons and two booby traps. And watch out for bats, snakes, scorpions, and the mummy's curse!



Trap Door #1

The Pharaoh's treasure awaits you at the top of the temple. But be careful—it's guarded well with booby traps! Two trap doors open when you pull on the red pins. Trip the chain on trap door #1 — and an ax will fall.



maniac madness

WINGS FLAP,
PROPELLER SPINS, AND
STEERING WHEEL REALLY
WORKS.



Batty Mobile
John Linford
Age 13 of Utah

Laser Rover
Michael Sloan
Age 8 of Pennsylvania



Send a Photo of Your Model to:
MANIAC Madness
LEGO Club
P.O. Box 1308
Enfield, CT 06083-1308

Remember to write your name, address, age and model name on the back of each photograph. Pictures will not be returned, so take an extra photo for yourself.


Road Paving Crew
Matthew and Brian Smith
Ages 8 and 12 of New Jersey



Aquazone Super Ship
Pat Donovan
Age 14 of Illinois

Winners of Halloween Mania

September/October 1997
LEGO Mania Magazine



The Lizard
Brandon Freed
Age 6 of South Dakota



Majisto and Captain Red Beard
Ben and Nick Bardy
Ages 8 and 6 of Florida



Wild West's Dewey Cheatum
John Schmulowitz
Age 5 of Maryland



Alien Family
Nick Kirby, Colin and Cameron Schultheis
Ages 7, 10 and 7 of Illinois



The Brickster
Evan Bonnsetter
Age 6 of Illinois





Cruising Crystal Machine
Kyle Delvecchio
of Colorado




THE DETACHABLE HEAD IS A FLYING UNIT.



Roboscuba
Erik Nazarenko
Age 8 of Maine

Space Attack
Gerwin Wynn, Jeremy Bates,
Jacob Siegel, and Matt Banz
of Minnesota




BARON VON BARRON BEHOLDS-- A BOOT!

I STAND 2 FEET TALL!




Ultrateck
Joshua Leung
Age 12 of Maryland



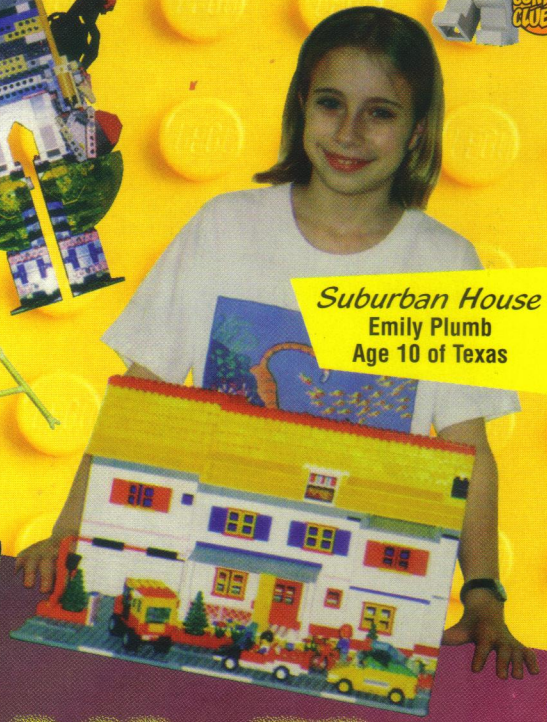
The Perfect Pet Dog
Kailen Bronson
of Oregon



Shark Hunter
Aaron M. Rodriguez
Age 6 of Texas



Suburban House
Emily Plumb
Age 10 of Texas



Mother Alien Ship
Nicholas Lenchner
Age 7 of California



Match the Aliens

CONTEST WINNERS

September/October 1997 LEGO Mania Magazine

- | | |
|-----------------------------|-----------------------------|
| David Garcia, Massachusetts | Jacob Bales, Virginia |
| Aaron Nelsen, Nebraska | Chris Jones, Pennsylvania |
| Nate Novotny, Nebraska | Caleb McMahan, Colorado |
| Steven Branson, Kansas | Shaun Black, Virginia |
| Alex Pare, Maine | Robby Stanfield, New Mexico |

Coming in the March MANIA Magazine...

Sneak Preview

High Tech Aquazone Action!

Deep in the Aquazone lies an unexplored area where few people want to go. That's where the Hydronauts and Stingrays live. And that's where we sent the Maniac and his friends to search for these fearsome creatures. Their job is to sneak a peek at these high-tech models, and pick one for the cover of the March 1998 Mania Magazine.

OKAY, YOU GUYS, MAKE IT FAST. WE WANT TO GET OUT OF THIS CREEPY, DEEP CORNER OF THE OCEAN. EACH OF YOU GIVE US 4 REASONS WHY WE SHOULD PICK YOU FOR THE MAGAZINE COVER. AND THEN, WE'RE OUT OF HERE!

OKAY, FOLLOW ME DUDES!

NO WAY, FOLLOW ME!

WE HAVE ONE BIG EXPEDITION VESSEL AND A WORKING CRANE.

THE STATION'S SUPER SUCTION TOOL CAN PICK UP CRYSTAL BOXES.

A BARRED DOOR KEEPS OUT DANGEROUS SEA CREATURES LIKE SHARKS-AND STINGRAYS!

THE CRYSTALATION STATION HAS A STINGRAY-PROOF PRISON.

#6199 Hydro Crystallation Station

SCORPIONS, SNAKES AND SKELETONS DON'T SCARE SAM SINISTER!

CONTEST CLUE

THE STORMER LOOKS LIKE A SCARY GIANT STINGRAY WITH A SWINGING, STINGING TAIL.

RELEASE THE MAGNETS AND ENTER THE STORMER'S COOL UNDERWATER LAB.

SCOOP UP TONS OF CRYSTALS WITH THE STORMER'S TWO EXTRA LONG GRABBER HOSES.

I CAN'T DECIDE WHICH ONE I LIKE BETTER, CAN YOU?

NAH, LET'S GET OUT OF HERE. WE'LL SEE THESE TWO AGAIN IN MARCH.

ESCAPE WITH THE CRYSTALS IN 2 SMALL, DETACHABLE CRYSTAL-SEARCHING SHIPS.

#6198 Stingray Stormer

REALLY RADICAL RACER Sees CREEPY SEA CREEPER

#6589 RADICAL RACER WITH FREE CANYON BASE

#6109 SEA CREEPER

ADD ROCKS

ADD PLANTS

ADD STICKS

MAKE A RAGING RIVER WITH PAPER

Look closely at the Radical Racer to see if you can find the four cool car features described in the story. Also, see how many EX words can you find in the story.

One extremely fine day, the Extreme Team's #6589 Radical Racer's extraordinary **RACING FLAMES** glowed in the sun. The racer's **EXTRA LARGE TIRES** exited down an exceedingly steep canyon, and the **EXTENDED ANTENNA** whipped against the rocks. Then the driver saw something exceptionally different in the river below. "It could be an extraterrestrial," he said excitedly. "I'm going to examine this thing closer." The exploding pistons pumped and **CHROME EXHAUST PIPES** shone as he roared down the canyon. When he reached the water he saw a creepy Sea Creeper crawl down the river and escape into the sea.

Okay Maniacs! Here is a **Building Challenge**. Create your own cool under sea environment for the #6109 Sea Creeper. Then send a photograph to "Sea Creeper Building Challenge", P.O. Box 1308 Enfield, Ct 06083



swinging arms
crystal grabbing claws

spinning propellers

mean looking, bug-eyed, creepy cockpit

#6109 SEA CREEPER ON THE FREE STINGRAY BASE



KIDS! LET'S KEEP THIS KEY CLUE TO OURSELVES.



7

CONTEST CLUE

How many "ex" words did you find? We found 13!




YOU CAN BUILD THIS..


MOUNTAIN RES-Q ROVER

Or ...Create your own! The NEW Mountain RES-Q Rover is loaded with the latest rescue equipment and driven by a fearless member of the RES-Q Squad! Climb the steepest iciest mountains with the Mountain Res-Q-Rover. It's equipped with a winch and grappling hook to rescue daredevil skiers in "extreme" conditions.


1



3





2




Cool
Grappling
Hook

5



Use pieces from your own LEGO collection or you can find all the pieces you need to build Mountain RES-Q Rover in #6445 Emergency Evac and #6567 Speed Slasher.

4



THANKS DUDE!
I REALLY CAUGHT
SOME AIR ON THAT
LAST BUMP!



FINAL

Your original model could be featured in LEGO Mania Magazine. Send a photo of your model to:
LEGO Club
"You Can Build This..."
P.O. Box 1308
Enfield, CT 06083-1308
Club members featured will receive a free LEGO set of their choice (up to \$100 value).

HAHAHAHAHAHAHAHAHAHA

HAHAHAHAHAHAHAHAHAHA
HAHAHAHAHAHAHAHAHAHA
HAHAHAHAHAHAHAHAHAHA
HAHAHAHAHAHAHAHAHAHA
HAHAHAHAHAHAHAHAHAHA
HAHAHAHAHAHAHAHAHAHA
HAHAHAHAHAHAHAHAHAHA



SAVE
LEGO ISLAND
NOW!

3D Action Adventure
CD-ROM Game
For Windows® 95 Pentium
Computers




Visit your local retailer
or call 1-800-234-3088
for more information.

Dear P_ _ _ _ _ ,

If you want to save LEGO® Island,
build the h_ _ _ _ _ _ _ _ _ and
slam me back in jail.

Good luck, kid.

The B_ _ _ _ _ _ _ _ _



©1997 Mindscape, Inc. All rights reserved. Mindscape is a registered trademark of Mindscape, Inc. ©LEGO & the LEGO logo are trademarks of The LEGO Group used here by special permission. ©1997 The LEGO Group. Windows is a registered trademark of Microsoft Corporation. All other trademarks and registered trademarks are the property of their respective holders.

Solve the Sphinx's Mystery and Find a Prize!

ANSWER MY RIDDLE AND YOU COULD WIN A PRIZE!


Calling all Adventurers! Grab your shovels and magnifying glasses. We're off to find the magic ruby. Long ago the Pharaoh's Mummy hid the red ruby and nobody can find it. The key to solving the Sphinx's riddle is the hieroglyphic picture code. Throughout the magazine, each Adventurer holds a map and hieroglyphic picture. These pictures stand for a letter in the code. Just fill in the right letter to uncover the ruby's hiding place.

If you need help, look with a magnifying glass near each Adventurer for the numbers 2-7. These numbers show where the letter fits in the answer. After you're done, you can use the hieroglyphic code to send messages to other Adventurers!

Hieroglyphic Alphabet

A =	G =	M =	S =
B =	H =	N =	T =
C =	I =	O =	U.V.W. =
D =	J(G) =	P =	X =
E =	K =	Q =	Y =
F =	L =	R (=L) =	Z =

You could win this set and a LEGO Treasure-Quest Game!



#5988 Pharaoh's Forbidden Ruins

The first 10 randomly selected, correct entries will win a LEGO set of their choice (up to a \$100 value) and be the first to get a LEGO TreasureQuest Game—before it's in stores!

Entries must be postmarked by March 17, 1998 and received by March 22, 1998. Winners will be notified by mail by April 21, 1998. Offer void where prohibited or restricted by law. Employees of LEGO Systems, Inc and members of their immediate families are not eligible to participate. Entries will be judged by LEGO Systems, Inc. on the basis of accuracy. ©1998 LEGO Group

Just fill in the contest entry form. Cut it out and mail it by Mar. 17, 1998 to:

Sphinx's Mystery Contest
LEGO MANIA Magazine
P.O. Box 1625
Enfield, CT 06083-1625

Official "Sphinx's Mystery" Contest Entry Form

CLUE: THE ANSWER IS ANOTHER WORD FOR THE TALL TOWER IN THE #5958 MUMMY'S TOMB SHOWN ON PAGE 4.

The Sphinx's Riddle!

The magic ruby is hidden under the

1 2 3 4 5 6 7

Name: _____

Address: _____

City: _____ State: _____ Zip: _____

Telephone: (_____) _____ Age: _____

PLAY THE LEGO

Ages 7 and Up
For 2-5 players

TREASUREQUEST GAME

Coming to
Toys R Us
Summer
1998



EXCITING
ELECTRONIC
TREASURE HUNT ACTION!

You're on the trail of the mysterious, mystical red Ruby! But so are Baron von Barron and Sam Sinister! The Red Ruby is almost within your grasp! But it's locked up in an ancient, magical treasure chest. And until you find the hidden keys, you are powerless to open it! The electronic treasure chest tells you where to find them. So get set for adventure as you race to the Red Ruby with the all new TreasureQuest Game!

Technic #8213 SPY RUNNER RUNS WITH EXTREME TEAM

This may look like a regular car, but that's just a disguise. It's also a plane—it's a boat, it's a super, top secret LEGO TECHNIC vehicle! The #8213 Spy Runner shows its slickest moves as it maneuvers with the Extreme Team. We can't tell you all of the Spy Runner's secrets, but here's one: if you push down on the back spoiler, the roll bars and wheels flatten out.

SOMEWHERE...DEEP IN THE MOUNTAINS, THE #8213 SPY RUNNER RACES AGAINST #6589 RADICAL RACER.

WE'RE HEADING TOWARD A CLIFF!



I'M BAILING!


WANT TO SEE A TRICK?



WHOA! HERE GOES


BOUNCE

WITH BOTH BARS DOWN, THE SPY RUNNER TRANSFORMS INTO A HIGH-FLYING PLANE.



I HOPE THIS BUTTON FIRES THE ENGINE, NOT THE EJECTOR SEAT!


HEY, LOOK! THE MANIAC'S FLYING UPSIDE-DOWN!



AND THE SPY RUNNER'S RUBBER TIRES HELP KEEP IT AFLOAT IN THE WILDEST RIVERS.

THESE GAMES WERE EXTREMELY FUN!

COOL SPY CAR MANIAC!




**8213
SPY RUNNER**

FREE Adventurers T-Shirt


Members Only!

A \$12 Value!
Based on LEGO Shop At Home price.

With proof of purchase from one of these new Adventurers sets



#5988 Pharaoh's Forbidden Ruins



#5978 Sphinx's Secret Surprise



#5858 Mummy's Tomb



Close up of front emblem



Cool!
The Shirt looks like the Magazine Cover!



Khaki Colored Shirt!

There are 2 ways to get an Adventurers T-Shirt by mail.

Please check one

#AV198: Get it FREE by purchasing ONE of these cool new Adventurers sets: #5958 Mummy's Tomb, or #5978 Sphinx Secret Surprise, or #5988 Pharaoh's Forbidden Ruins. Tape ONE LEGO Collectors Stamp from the building instructions of #5958 or #5978 or #5988 here.

#PT198: Buy it! Enclosed is a check or money order (payable to LEGO Club): \$12.00 for youth sizes, \$14.00 for adult sizes. No LEGO Collectors Stamps required. Please do not send cash.

Sample

Tape one collectors stamp here.



HURRY!
OFFER EXPIRES
MARCH 30, 1998!

Please circle size you wish to order:

Youth sizes:

M (10-12) L (14-16)

Adult sizes:

S M L XL

Mail in an envelope to:

LEGO Club Adventurers T-Shirt Offer
P.O. Box 1308
Enfield, CT 06083-1308

Please check your name and address. Make corrections if necessary.

CL198

Bulk Rate
U.S. Postage
PAID
LEGO Direct

Fill out the Order Form today to get your Adventurers T-Shirt

If you have any questions about this offer, call LEGO Systems, Inc., Consumer Affairs at 860-763-3211. Offer good while supplies last. LEGO Systems, Inc. reserves the right to substitute a t-shirt if necessary. Offer good in the USA. Offer void where prohibited or restricted by law. No duplicated LEGO Collectors Stamps will be accepted. Offer limited to one free gift per person, group or organization. Please allow 6-8 weeks for delivery. ©1998 LEGO Group.

Hey Kids!

Check out the LEGO Home Page!

You'll find: <http://www.LEGO.com>

- A cool U.F.O. game!
- News about the latest LEGO products
- You can also download Wild West and U.F.O. screen savers, send on-line postcards and more!

January-February 1998



DON'T LET THIS BE YOUR LAST LEGO[®] MANIA MAGAZINE!

SEND IN THE
POSTCARD ON THE
BACK COVER **TODAY**
TO GET 12 NEW
MAGAZINES **FREE**



12 NEW ISSUES MEANS 12 TIMES THE FUN!

Check out Cool LEGO
Creations by kids like you!

Share sensational stories
with building buddies!

For Kids
By Kids




Better
building
tips

LEARN
HOW TO BUILD
COOL MODELS
LIKE ME!

Picture yourself winning prizes
in clever contests!



YOU COULD
WIN SETS
LIKE THIS!



Crazy Comic Action

the
Adventures
of the
LEGO MANIAC



Plus A-MAZE-N
Activities and
Super Special,
Special Offers

Members
Only!


Mail in the Postcard on the back Cover TODAY and
get 2 more years of LEGO Mania Magazine FREE!

LEGO MANIA MAGAZINE MADE YOU THE **FIRST** TO KNOW ABOUT...




...NEW Characters Like Me!

...The Coolest New Adventurers LEGO Sets



What's FOR LUNCH?

...Tasty New Contests!



...Hot New LEGO Island CD Rom Game!

DON'T MISS THE FUN!

Mail in the postcard below by February 15, 1998 to guarantee YOU get every NEW issue of LEGO Mania Magazine!



SIGN UP AGAIN **FREE!**


IT'S TIME TO SIGN UP AGAIN!

WHAT A GREAT DEAL!



We need to hear from you fast so that you will not miss a single fun-filled NEW issue of LEGO Mania Magazine! To keep the LEGO fun coming for FREE, just send in the postcard below by February 15, 1998.

HEY, MANIACS! IT'S TIME TO MAIL IN THAT POSTCARD!



Offer limited to residents of the U.S. Offer void where taxed, restricted or prohibited by law. Offer limited to one free membership per person, group or organization. Please allow 6-8 weeks for delivery of your next LEGO Mania Magazine. LEGO and the LEGO logo are registered trademarks of the LEGO Group ©1998 LEGO Group

LEGO Club
P.O. Box 1157
Enfield, CT 06083-1157

ADDRESS SERVICE REQUESTED

Bulk Rate
U.S. Postage
PAID
LEGO Direct

GRAB A PEN AND SIGN UP AGAIN. BUT HURRY SO YOU DON'T MISS A SINGLE ISSUE OF LEGO MANIA MAGAZINE!



Please fill in your date of birth, age and phone #. Check your address and make any changes so you get all your Club Magazines!

TEAR ALONG THE DOTTED LINE