

July-August 1995



MANIATM

Magazine

THE LEGO CLUB • THE OFFICIAL MAGAZINE



CHARGE INTO ACTION



THIS ISSUE IS
JAM-PACKED WITH:
TWO CONTESTS
TWO COUPONS
LOOK INSIDE!!

new
Possibilities

The **NEW!** Royal Knights your Medieval

In the days of **OLD**, the Royal Knights were **BOLD** and guarded the king's **GOLD**. They also rode on horses called **STEEDS** and did lots of good **DEEDS**. And when life got to be a **HASSLE**, they just retreated to the king's **CASTLE**. Inside the castle, these guys from the **HOOD** (knighthood, that is) really had it **GOOD**. Now my tale is **DONE**, so check out these castle highlights and have a ton of **FUN!**

6090 Royal Knights Castle

Don't touch the king's gold in this castle protected by the Royal Knights and the scariest glowing ghost you ever saw!

Trapdoor allows the skeleton to pop in at any time.



Really cool catapult!



6078 Royal Drawbridge

Spring the drawbridge's secret trapdoor, watch the nasty knight have a great fall!




6044 King's Carriage

Put the top down and rev up the horses on this royal hot rod for some awesome summer cruising!




will ROCK World!



Surprise!
Just thought
I'd drop in!

6036 Skeleton Surprise

Take a wrong turn by the dungeon and - surprise - you'll come face to skull with this spooky skeleton working the graveyard shift!



Have a nice trip, see you next fall!




Save two bucks on this set with the coupon!

If you flip this
you can build it!


Flip N' Build

Step 1



For Kids
By Kids


MaNiAC Mail Bag



Send your stories and ideas to:
LEGO Club, P.O. Box 1308
Enfield, CT 06083

Dear LEGO Club:

My son, Darrell de Congé, is an eight-year-old LEGO MANIAC. He has been building with LEGO bricks non-stop since he was two and there seems to be no end in sight.




(Talk about "Born to Build.")

His latest creation is his "Brain" robot which he designed and built completely on his own. He combined several of his LEGO sets to complete this project. With his special talent and the help of LEGO bricks, he built a robot that lights up, has sound effects, secret compartments along the center front and a rotating arm, that among other things, can be used to help sharpen pencils.

Sincerely,

Darrell de Congé



Save \$2 on the Royal Drawbridge
(That's item #6078)




Members Only!



Hurry, Coupon Expires 10/31/95

COOL

For Kids
By Kids



Watch out Spyrius, Ice Planet, Unitron, and Space Police™. Cameron Rue's "Star Fighter," last seen in Washington state, is on the loose in the LEGO galaxy!

Star Fighter

1a

Bottom View:
Start with a pair of skis from your favorite Ice Planet set.




1b

Top View:



2

Add rocket boosters.




3

Build in the cockpit.



4

Attach the first set of wings.



5

Keep on building!



This is just legal mumbo-jumbo, check out the rad Royal Knights coupon on page 3!


RETAILER: LEGO Systems, Inc. will reimburse you for the face value of this coupon plus 8 cents for handling. Consumer must have purchased #6078. Coupon may not be assigned or transferred. Any other use constitutes fraud. Void where prohibited, taxed or restricted by law. Offer valid only in the U.S. Proof of purchase must be submitted upon request. Cash value 1/100 of 1 cent. Mail coupon to:

Royal Knights Offer, P.O. Box 8557, Prospect Heights, IL 60070.

CONSUMER: Offer limited to stock on hand - no rain checks. One coupon per purchase. Any other use constitutes fraud. Not valid if reproduced or copied. Consumer must pay sales tax.

RK95

LEGO SYSTEM



Flip N' Build

Step 2

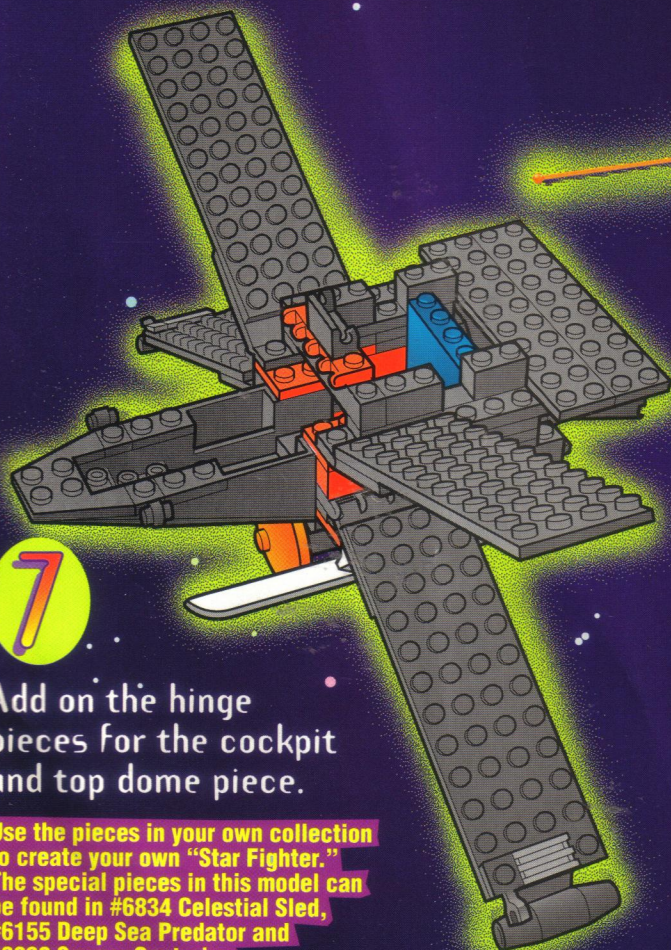


6 The second set of wings is ready to be attached.



8 Build in the computer and control panels.

Your design could be featured in Cool Creations. Send in your original model-making instructions to: LEGO Club, "Cool Creations" P.O. Box 1308, Enfield, CT 06083. Club members featured will receive a free LEGO set of their choice (\$100 value)!



7 Add on the hinge pieces for the cockpit and top dome piece.



9 Add a few more pieces and now this "Star Fighter" is ready for its first mission!


Use the pieces in your own collection to create your own "Star Fighter." The special pieces in this model can be found in #6834 Celestial Sled, #6155 Deep Sea Predator and #6939 Saucer Centurion.




A Maniac Exclusive:

Royal King Reveals Castle Secrets

ONLY IN MANIA MAGAZINE!



'gaunt-let \ˈɡɒnt-lət\ *n* 1 : a protective glove worn with medieval armor 2 : a protective glove used in industry 3 : a challenge to combat 4 : a dress glove extending above the wrist — gaunt-let-ed \-lət-əd\ *adj*



Rounded tower walls were better defense because cannon balls bounced off and caused less damage.



Check this out fellow LEGO MANIACS, It's an exclusive interview and medieval castle tour with the Royal King and I'm the interviewer! Come along so you can get the inside scoop too!



Maniac: First, thanks for doing the interview with me King. I have so many questions.

King: Well, let's get started then!

M: OK, How do you defend the castle?

K: That's a good question. Most castles are built on hilltops near important strategic locations like mountain passes, river crossings or major roads. This allows my knights who are on look-out in the towers to see anyone who is approaching, and helps warn us against surprise attacks. Also, surrounding the castle is a thick outer wall and gatehouse.

M: What's a gatehouse?

K: A gatehouse is the only way into the castle, --that is besides catapulting yourself over the outer wall. To keep out unwanted guests, two iron gates can be dropped in a flash, trapping trespassers inside the gatehouse. Depending on who they are, their next stop may be the dungeon.

In order to enter through the gatehouse, we must first cross over the drawbridge, the walkway over the moat. It can be raised and lowered for added security. When the drawbridge is up, it's almost impossible to get into the castle. Swimming across the moat is not a good idea for most knights. They don't usually get very far with 50 pounds of armor on their backs.



Keep an eye out for trap doors and secret passages that could land you in the dungeon with this old bag-of-bones!






Neuschwanstein Castle, Bavaria, built by King Ludwig II between 1869 and 1886

In LEGOLAND® Park, Denmark, you can find a model of the Neuschwanstein castle made out of 236,000 LEGO bricks!



Flip N' Build

Step 3



The moat surrounding Bodiam Castle in England made it nearly impossible for unwanted guests to stop by for a visit (unless they were really good swimmers).



M: Where to next?


K: We're entering the main tower, which is called the keep. This is where my family and

knights live. The walls are 20 feet thick in order to protect us from catapult missiles.

M: Wow! That's really thick. Hey, what's that pounding sound coming from under the floor?

K: I almost forgot. There must be a prisoner in the dungeon. The dungeon is cut out of rock under the basement. The only way to get in is through this trapdoor. Enemy knights stay in the dungeon until someone rescues them or pays for their release.

Don't tell anyone, but we hang a few skeletons in the dungeon just to scare the prisoners a little.



M: Is there a treasure room in your castle?

K: Of course! Some castles have secret rooms for their treasure, where there are trick walls, trapdoors and even magic spells. We don't need any of that because we've got a glowing ghost guarding our treasure. No one wants to mess with him!

M: A ghost? Are you saying your castle is haunted?


K: Haunted? Well, I didn't say that. The truth is I've never seen him bother anyone, but, I haven't seen anyone try to steal the treasure yet either. Let me tell you a secret. Just in case we need to remove the treasure from its hiding place, we can sneak down a secret stairway. If someone follows us, there's a trapdoor that can be opened by pulling a hidden switch, and then goodnight bad knight!

M: That's really cool! What's next?

K: I'm afraid that's it. I imagine you're hungry. Why don't you join us for some salted beef, roast peacock, eels, bread, milk, and oatmeal pudding.

M: Sounds delicious. (Yeah, right!)

But actually, I have to get going. Thanks for everything. You've got a really awesome castle! My friends won't believe me when I tell them I've toured a real medieval castle.



And I thought school lunches were bad!

Young medieval maniacs, training to become knights, were called Pages.

There weren't many plates to wash in Medieval times because people ate them. Large round pieces of stale bread called trenchers were used for plates.



SEND A PHOTO OF YOUR
LEGO MODEL TO:

maniac madness

LEGO CLUB
P.O. Box 1308
ENFIELD, CT
06083

Remember to include your
name, address, age and
model name. Pictures will not
be returned, so take an extra
photo for yourself!

Charles Miller
Age 11
of Massachusetts
"Take me Out to the
Ballgame"

Jason Nakata
Age 11
of California
"International
Transport"


Geoff Summers
Age 11
of Indiana
"Battleship"

Jimmy Podolski
Age 9 of Texas
"Hydrolator Converter"


Joel and Mark Ketola
of New York state
"Alexander the Great"





Trace Gregory
Schaller
Age 5 1/2
of California
"Sea Serpent"



Robert Long
of Michigan
"Shuttle Safety Crew"




Alan Myrold
Age 8 of Oregon
"Aladdin"




Christopher Hickey
Age 8
of New Hampshire
Boeing 107 "Chinook"

Matt Armstrong
of California
"Rapunzel"



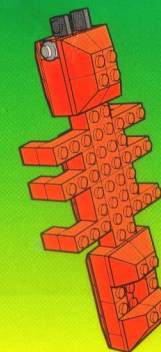
Blair Bellamy
Age 9
of Indiana
"Riverfront
Stadium"



LEGO Club Member with Mania madness
mutates two more arms for faster building
and microscopic eyes for spotting minute
differences in LEGO pieces.



Flip N' Build
Step 4



CASTLES ARE MYSTERIOUS PLACES OFTEN FILLED WITH MISCHIEVOUS SPIRITS AND TRICKY MAGICIANS, AS THE KING IS ABOUT TO FIND OUT!

the Adventures of the LEGO Maniac

THAT'S FUNNY, SOMETHING'S NOT RIGHT WITH THE CASTLE.

HA-HA.

HEH, HEH.

WITHOUT WARNING THE KING IS TAKEN FROM HIS ROYAL CARRIAGE.

ROAR!

MAJISTO, PUT ME DOWN!

SURE THING, KING.

HAVE A NICE FALL, KING!

OH NO! NOT IN THE DUNGEON!




YAAAAH!

I HOPE THE MANIAC FINDS THE MESSAGE I TIED ONTO THIS BRICK.

BOINK!

HEY, THERE'S ANOTE, TIED ON THIS BRICK. UH, OH. THE KING IS LOCKED IN HIS OWN DUNGEON.


I BETTER BUILD A SKELETON KEY TO HELP THE KING!



MORE COOL CREATIONS

For Kids
By Kids

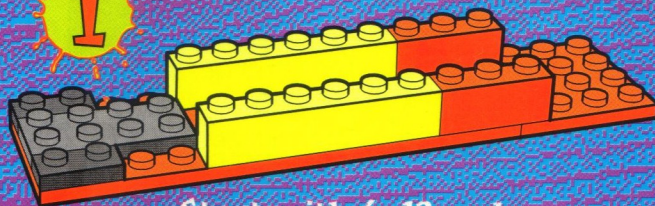
Steve Colburn, age 10,
of New York state
designed this awesome



HOT ROD


Use the pieces in your collection to create your own Hot Rod. The special pieces in this model can be found in #6662 Back Hoe, #6348 Surveillance Squad and #6561 Hot Rod Club.

1




Start with 4x12 and 4x4 red plates to build the chassis.

2



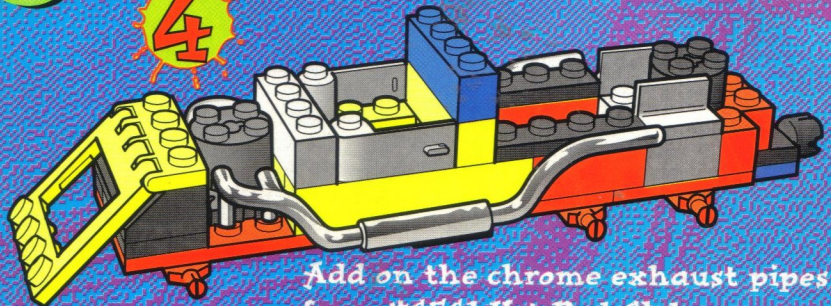
Add some doors.

3




Start building the cab.

4



Add on the chrome exhaust pipes from #6561 Hot Rod Club.

5



Add the windshield.

6



Finish the cab and get ready to add on the tires.

7



Add a few more pieces and then zoom off in your new HOT ROD!

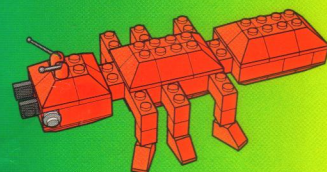


SPACE CENTER

H O U S T O N

Hey LEGO MANIACS!

If you're looking for excitement, exploration and out-of-this-world fun, let me take you on a tour of Space Center Houston!




Flip N' Build Step 6


Model by Thomas Morse of Michigan



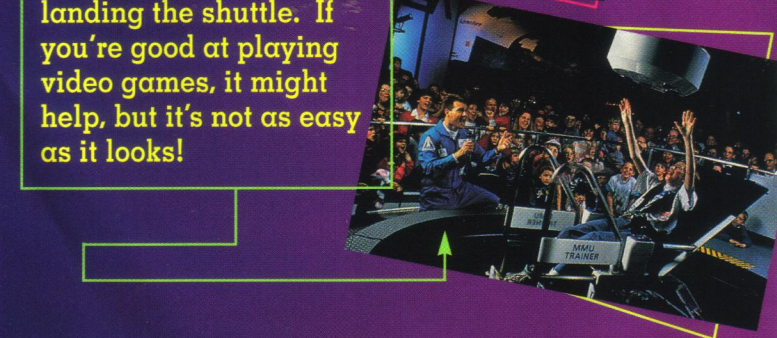
We'll start out in the Starship Gallery where we can see the actual Apollo 17 command module--the last spacecraft to go to the Moon.



Would you like to be the first of your friends to touch the Moon? The Lunar Samples Vault contains the world's largest public display of Moon rocks. Trust me, after this, you can be sure that the Moon's not made of Swiss cheese!




Before lunch, there's just enough time to Land the Shuttle and rescue a lost satellite in space. The manned maneuvering unit (MMU) will help you get back that lost satellite, but you're on your own landing the shuttle. If you're good at playing video games, it might help, but it's not as easy as it looks!



I bet you've always wanted to try on some real space gear. Now's your chance. In the Feel of Space, you can try on actual space helmets. I wonder if they have your size?



We have time for a quick tour of the Johnson Space Center, the training center for astronauts. You can't miss the WET-F (Weightless Environment Training Facility)! It's a giant pool where astronauts train for working in Micro gravity. Crew trainers add just the right amount of weights and floats to make sure the astronauts don't sink or float. It's really amazing!



What a day! A true LEGO MANIAC couldn't visit Space Center Houston without seeing the awesome LEGO Travel in Space World Show! There's an astronaut made of over 50,000 LEGO bricks.



You could win a trip to Space Center Houston if you're one of the six finalists in the LEGO Space Challenge. (See back page for details.)



Buy an Adult Ticket and Get a Child's Ticket **FREE!**

Offer Valid Through December 31, 1995




Present this coupon at the Space Center Houston ticket window and receive a free child's admission with the purchase of an adult admission. Call (713) 244-2100 or (800) 972-0369 for more information. Not valid with any other offer.

Space Center Houston is a project of the not-for-profit MSFEI


1 2 3 4 395

APOLLO 13

"Houston, we've got a problem."



What was most amazing about the Apollo 13 mission was the teamwork on Earth and in space that brought the astronauts home.



NASA's Apollo program sent astronauts into space years before the first space shuttle orbited the earth. The Apollo program's mission was to land a series of American manned expeditions on the moon and return the astronauts safely to Earth. Just in case you weren't around back then, you can catch the new movie *Apollo 13*. In this true story, three astronauts almost didn't make it back to Earth.

The Apollo 13 mission was launched on April 11, 1970 and after just 3 days in space, there was an explosion! Mission Control in Houston, Texas received this message from Apollo 13 astronauts Jim Lovell (played by Tom Hanks), Fred Haise (Bill Paxton) and Jack Swigert (Kevin Bacon):


"Houston, we've got a problem."

The situation seemed hopeless. The crew could suffocate if the oxygen ran out, freeze since there wasn't enough power to heat the spacecraft, or be poisoned by their own carbon dioxide.

They had only one option... to squeeze three people into the two-person lunar module. This vehicle had its own power and oxygen systems, but could 3 people survive in this tiny capsule for 4 days? Did they survive? Well, I don't want to give away the ending, but take it from me, the LEGO MANIAC...It's a *great* movie!!




...Behind the Scenes



Actors wore exact replicas of the pressure suits (space suits) that the Apollo 13 astronauts wore. The suits were airtight and oxygen had to be pumped in to cool down the astronauts and to allow them to breathe.

The cast, plus the director, Ron Howard, went to train for the movie at NASA's Spacecamp in Huntsville, Alabama where they practiced aboard a space shuttle simulator. Then they did even more training at Johnson Space Center in Houston (home of Mission Control). From left to right; Kevin Bacon, Gary Sinise, Ron Howard, Bill Paxton, and Tom Hanks



Tom Hanks sits inside the command module where he had to learn about the 500 or so switches and buttons that operated the spacecraft.

APOLLO 13 is out of this world!



Fact: For three weeks of filming the air cooling units on the set at Universal Pictures were lowered to around 38 degrees to match the conditions that the actual crew of the Apollo 13 experienced.



Apollo 13 is the first movie to have scenes filmed in zero gravity. During filming, the actors were surrounded by floating props, cameras and cameramen.



APOLLO 13 CONTEST

Hey LEGO MANIACS! Tell us the name of the astronaut played by Tom Hanks in the movie *APOLLO 13* and you could win one of 100 Official APOLLO 13 Prize Packs containing: **APOLLO 13 T-SHIRT**, **BASEBALL CAP** and **PEN**.

Tom Hanks plays the astronaut _____ in the movie *APOLLO 13*.

(There's a hint in the article.)

All that's left to do is cut out this entry form (if your name and address is not printed on the back, please write it in) and send your completed entry by Sept. 25, 1995 to:

APOLLO 13
LEGO MANIA Magazine
P.O. Box 1625
Enfield, CT 06083-1625

Entries must be postmarked by Sept. 25, 1995 and received by Sept. 30, 1995. Winners will be notified by mail. Offer void where prohibited or restricted by law. Employees of LEGO Systems, Inc. and members of their immediate families are not eligible to participate. Entries will be judged by LEGO Systems, Inc. on the basis of accuracy. © 1995 LEGO Group.





and

**SPACE
CENTER**
HOUSTON

Space Challenge

Building Contest

**Launch Your Dreams...
Command Your Future**



APOLLO 13
See the movie!

Entering this cosmic challenge is easy!

- Create your own original futuristic space model with LEGO bricks.
- Take a color picture of your model.
- Pick up a LEGO contest entry blank at your favorite toy store. Send it in with the color picture of your model. Models will be judged on originality, detail and description. (Entries must be postmarked before 12/31/95 and received by 1/8/96.)

See rules on contest entry form.

Grand Prize Winner!

- Trip to Kennedy Space Center in Florida to see a live Shuttle Launch
- Talk to Astronauts in Space

Fantastic First Prizes! (6 Winners)

- Free trip for four to Space Center Houston to compete in the LEGO Space Challenge Finals

Everyone Receives:

- Certificate of Achievement signed by NASA astronauts
- LEGO Special Value Coupon

100's of Other Prize Winners!

Supporting sponsors: Universal Pictures, Rockwell, Southwest Airlines and The Discovery Channel



First 1,000 Entries
Receive the Video
"The Space Shuttle"
FREE from The
Discovery Channel

LEGO CLUB

P.O. Box 1157
Enfield, CT 06083-1157

ADDRESS CORRECTION REQUESTED

Bulk Rate
U.S. Postage
PAID
LEGO Direct

Enter Now!

Look for Entry Forms in your Favorite Toy Stores!

If you cannot find an entry form at your favorite toy store, please write to:
LEGO Space Challenge
P.O. Box 1138
Enfield, CT 06083-1138
Contest begins July 1, 1995.

